



Catalogue 2022

**NOVY**

# Welcome to Novy

For over 50 years, Novy has approached each project with the same goal: to combine quality, craftsmanship and design with the finest materials and expertise to bring silence to your kitchen. Creating enduringly beautiful appliances that perform day after day, year after year, all Novy products are supplied with a 2+3 years parts and labour warranty.

Enhanced by the trend for open plan living, extraction and surface cooking itself has become a defining feature of the modern kitchen. Novy provides subtle, elegant and high design statement products that always complement the architectural character of the space. We believe a beautifully designed and crafted kitchen is a statement of quality and there is no better way to make a lasting impression than with Novy. Novy is for every kitchen where performance matters, whether your home is a rural retreat or modern city sleek.



## 5 years warranty

Complimentary 2+3 year warranty on cooker hoods, worktop extractors, induction hobs and gas burners.



Register on [www.novy.com/en-gb/service/information/register-your-device](http://www.novy.com/en-gb/service/information/register-your-device) and take advantage of a free 2+3 year warranty\* that covers all the costs of any repair (parts, call out fees and labour) on Novy cooker hoods, worktop extractors and induction hobs. You do not need to sign a maintenance agreement or contract for this, all you have to do is register.

## Price list

Download the current price list here



\* The warranty period begins on the date of purchase (billing date). If no invoice can be presented, the date of production shall apply. You can find the full terms and conditions on [www.novy.com/en-gb](http://www.novy.com/en-gb).  
Novy Ltd does not cover expenses or consequential losses that may incur. The warranty provision excludes accidental damage and misuse.

Novy, your kitchen's secret ingredient	02
Cooker hood guidelines	20
Venting hobs	28
Ceiling units	66
Built-in cooker hoods for deep cabinets	114
Built-under cooker hoods for shallow cabinets	132
Wall-mounted cooker hoods	156
Island cooker hoods	176
Cooker hood accessories	206
Hobs	218
Info	250



---

Power, silence and connectivity.

We are the secret ingredient in your kitchen. The silent power of our expertise is incorporated in everything we make. Our cooker hoods and hobs are extremely silent in use and minimalistic in design, created to bring peace to the heart of your kitchen. Powerful too, built with an eye for precision and perfection. And designed so that you can comfortably cook, thanks to smart technology that lets your kitchen appliances communicate. Power, silence and connectivity. And all this behind the scenes.

**Novy, your kitchen's secret ingredient**

---



# POWER

Power is driven by passion. As pioneers, we use this unadulterated energy to push our boundaries further and further. This will to improve, to continue to refine, is for us the basis of everything we create. Every cooker hood and hob is the result of avant-garde technology and years of craftsmanship. Because pure power is what drives us. And that's no different for our appliances.

**Novy, your kitchen's secret ingredient**

---



# The power you feel but don't see

Performance is always our first goal. Our relentless search for how things can be done differently and better led Novy to pioneer perimeter extraction. This innovative technology immediately captures all cooking vapours where they originate. Faster, and therefore better, because the combination of a powerful motor with grease and carbon filters guarantees that all unpleasant elements are immediately removed from the air.

- High-quality materials and workmanship
- Integrated motor or remote motor
- Innovative extraction
- Multi-layer grease filter
- Extraction or recirculation







# Craftsmanship with a soul

Our strength lies in solid and well-considered work. In extremely silent, yet high-performance motors. In technology, driving to the limit. In wanting to excel. In commitment. But also in our hands.

For us, craftsmanship is the starting point for delivering quality. We share this knowledge and form the connecting factor between pure design, a well-considered choice of materials and perfect execution. Our thinking is reflected in every cooker hood and hob developed and produced in Belgium.

Because that finesse is what turns cooking into an art.







# SILENCE

Silence is what you need to achieve perfection. That's why, at best, there's a whisper in the wings, and why the finishing touch is added to the board with the utmost precision. It's also why our cooker hoods and hobs are remarkably discreet, shrouded in minimalism and visual tranquillity. We make it our mission to make appliances that are ultra-quiet, without disturbing noise. The result is a design that is pure - nothing but the essence - and a cooker hood that is always quieter than what you cook.

**Novy, your kitchen's secret ingredient**



## We bring silence to your kitchen

We bring peace to your kitchen so you can put passion in your cooking. We polish our designs to pure lines that combine subtlety with performance. Discreet, silent and strong in their abstraction. Because for us, every detail is a consideration, every choice made to give you freedom.

We understand the power of subtlety. That is why our designs are resolutely geared towards a calm interplay of lines and an eye for detail. Sophisticated design leads the way, combined with comfort in every action.

## Strikingly inconspicuous

Our cooker hoods are designed to be quieter than what you are cooking. We've developed an advanced noise reduction system and a double-walled base plate: optimised aerodynamics that reduce resistance. Therefore: less noise, less distraction and also energy efficient.

- **Quiet motor**
- **Advanced silencing system**
- **Double-walled insulated base plate**
- **Ventilation tower with adjustable heights**
- **Recirculation or ducted to the outside**
- **Adjustable lighting**

## Visual perfection

Our desire for perfection translates into appliances that blend in seamlessly with their surroundings. We extend this visual tranquillity into every detail to create the timeless elegance.







# CONNECT

Intuition is the guiding principle in the kitchen. Our smart technology is designed to let you cook comfortably and to follow your own intuition. By simplifying your life, we give you the freedom to create, to improvise. That's why we continue to refine our technology so that your cooking becomes an experience, a combination of elegance and delicacy. For us, it's all about connection: between people, but also between the cooker hood and hob. Because working together is simply stronger.

**Novy, your kitchen's secret ingredient**

---



## Connect in a snap

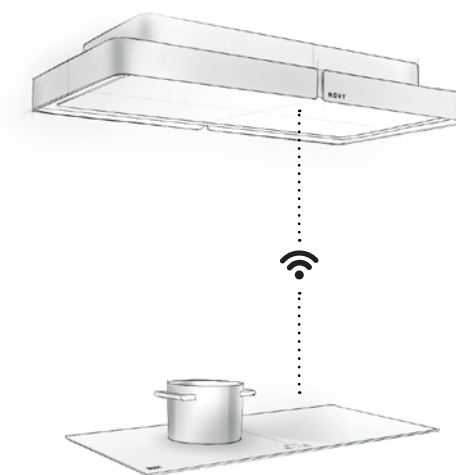

Our smart features let you become one with your kitchen. Thanks to innovative technology, your pots and pans no longer boil over. Moreover, they always stay at the right temperature, even when you move them. And now you're even alerted when your filters need maintenance so you can continue to enjoy optimum performance. That's how Novy becomes the secret ingredient in your kitchen: a smart tool that makes cooking easier for you.

### Intuitively operated

As a specialist, we've developed a new generation of cooker hoods and hobs. Efficient and designed with the desire to take your cooking to the next level. Above all, it's intuitive, so every command is at your fingertips. How do we make it happen? With the InTouch technology and the Novy Connect App.

The **InTouch technology** allows you to operate the cooker hood from your induction hob. All functions are at your fingertips: handy, simple and intuitive. Moreover, there is no need for extra cabling.

In the **Novy Connect App**, the communication between cooker hood, hob and yourself gets more depth. You can easily adjust the settings regarding extraction and lighting according to your own wishes and needs. Those settings can be saved so that your cooker hood can work in a completely personalised way. What's more, you are guided through the maintenance of the various filters.



Connectivity matters to us:  
between people around the  
cooking island, and between the  
cooker hood and the hob.

Video  
With Novy, you can enjoy the ultimate cooking  
experience thanks to the Novy Connect technology.







## Pure technology

Using technology to make your life easier, that's our goal. That's why we develop practical applications that immediately improve the quality of your cooking experience. Smart technology knows when you put a pot on the hob, and even when you move it.

Temperature settings ensure that the water does not boil over. This way, cooking becomes pure intuition, a mix of creativity and freedom.

Our recirculation systems are as durable as they are effective. They eliminate the strongest odours from your kitchen without extracting hot air to the outside. This allows you to recover heat and save energy. And it doesn't stop there, a hood with recirculation provides greater flexibility and is easier to install.

- **Intuitive operation**
- **Combined smart technology**
- **Convenient flex zones**
- **Pot Move function**
- **InTouch technology**
- **Pleasant indoor climate**









# Cooker hood guidelines

The best extraction solution for your kitchen often depends on the architecture of the property you live in, and the style of cooker hood that suits you and your requirements. The following step-by-step plan will help you select the correct kitchen ventilation solution for you.

## Step 1 How wide should your cooker hood be?

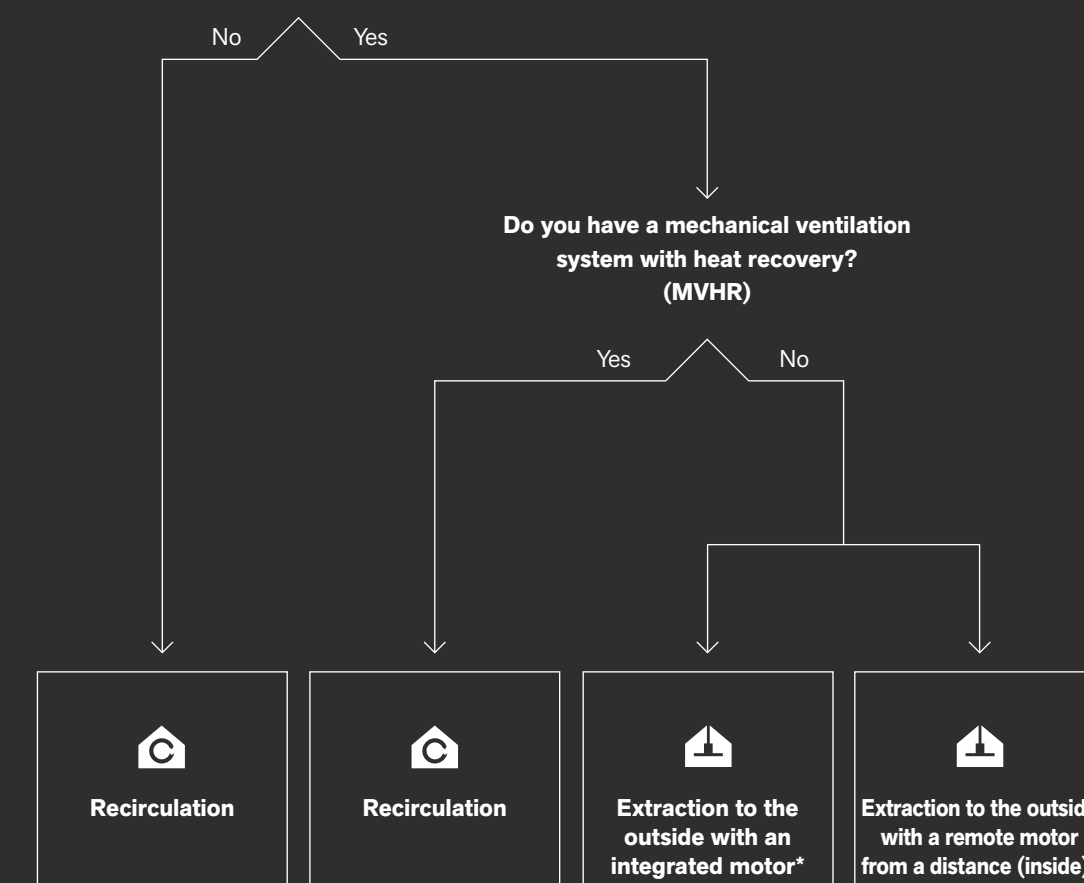
Cooking vapours do not rise straight up, but at an angle between 10 and 15 degrees. For proper operation, the cooker hood must be at least the full width of the hob. For an island arrangement, choose a wider model for efficient extraction. The maximum height of your cooker hood also plays a role. These can be found via the symbol  on the product pages.



## Step 2 Extraction to the outside or recirculation?

The choice between extraction to the outside or recirculation depends on the architecture of your property, your wishes and possibilities. It has a major impact on the installation of the kitchen.

Is extraction to the outside (via the roof or facade) possible?



Extraction to the outside is the best solution, but recirculation is an option provided there is sufficient ventilation (to be provided by the customer).

A remote motor enables a limited built-in height for the Pureline and Mini Pureline.

### \* No outlet without an inlet

A cooker hood works optimally when the extracted air is replaced with fresh air. An insufficient air inlet leads to a loss of efficiency. It is therefore best to provide a sufficient air inlet (via a window extractor, an open door or window, or from another room).



# Step 3



Where should you place the cooker hood?



How wide is your hob?

65 cm



In the worktop



Above a cooking island



Integrated in a ceiling or recess



Telescopic built-in or under the cabinet



Wall-mounted with a decorative cooker hood

80 cm

Venting hobs, see p. 28  
Novy One  
Novy Easy

Select a cooker hood of at least 90 cm

**Ceiling units, see p. 66**  
Novy Cloud  
Novy Maxi Pureline  
Novy Pureline (Pro) (Compact)

**Island cooker hoods, see p. 176**  
Novy Phantom Frame & Cable  
Novy Pureline Frame  
Novy Mood  
Novy Flatline

Select a cooker hood of at least 90 cm

**Ceiling units, see p. 66**  
Novy Pureline Pro (Compact)  
Novy Pureline (Compact)

**Built-in cooker hoods, see p. 114**  
Novy Mini Pureline  
Novy Crystal  
Novy Stainless steel Essence

Select a cooker hood of at least 90 cm

**Built under cooker hoods, see p. 132**  
Novy Fusion  
Novy Fusion Pro  
Novy Telescopic stainless steel  
Novy Telescopic Essence

Select a cooker hood of at least 90 cm

**Wall-mounted cooker hoods, see p. 156**  
Novy Vision  
Novy Flatline  
Novy Salsa

90 cm

Venting hobs, see p. 28  
Novy Panorama 90  
Novy Up

Select a cooker hood of at least 100 cm

**Ceiling units, see p. 66**  
Novy Cloud  
Novy Maxi Pureline  
Novy Pureline (Pro) (Compact)

**Island cooker hoods, see p. 176**  
Novy Phantom Frame & Cable  
Novy Pureline Frame  
Novy Mood  
Novy Flatline

Select a cooker hood of at least 100 cm

**Ceiling units, see p. 66**  
Novy Pureline Pro (Compact)  
Novy Pureline (Compact)

**Built-in cooker hoods, see p. 114**  
Novy Mini Pureline  
Novy Crystal  
Novy Stainless steel Essence

Select a cooker hood of at least 90 cm

**Built under cooker hoods, see p. 132**  
Novy Fusion  
Novy Fusion Pro  
Novy Telescopic stainless steel  
Novy Telescopic Essence

Select a cooker hood of at least 90 cm

**Wall-mounted cooker hoods, see p. 156**  
Novy Vision  
Novy Flatline  
Novy Salsa

100 cm

Select a cooker hood of at least 120 cm

**Ceiling units, see p. 66**  
Novy Maxi Pureline  
Novy Pureline (Pro) (Compact)

**Island cooker hoods, see p. 176**  
Novy Phantom Frame & Cable  
Novy Pureline Frame  
Novy Flatline

Select a cooker hood of at least 120 cm

**Ceiling units, see p. 66**  
Novy Pureline Pro (Compact)  
Novy Pureline (Compact)

Select a cooker hood of at least 100 cm

**Built under cooker hoods, see p. 132**  
Novy Fusion Pro

Select a cooker hood of at least 120 cm

**Wall-mounted cooker hoods, see p. 156**  
Novy Vision  
Novy Flatline

≤ 120 cm

Venting hobs, see p. 28  
Novy Panorama 120

Select a cooker hood of at least 150 cm

**Ceiling units, see p. 66**  
Novy Maxi Pureline

Select a cooker hood of at least 150 cm

**Ceiling units, see p. 66**  
Novy Maxi Pureline

Select a cooker hood of at least 120 cm

**Built under cooker hoods, see p. 132**  
Novy Fusion Pro

Select a cooker hood of at least 120 cm

**Wall-mounted cooker hoods, see p. 156**  
Novy Vision  
Novy Flatline



## COOKER HOOD NOVY

# Silent power in the kitchen



The best cooker hood is one that does not attract unnecessary attention. Its inconspicuousness is what turns it into a small secret. Cleanly designed, quiet, and technologically advanced. Tranquillity itself.

- **Silent motor**
- **Extensive soundproofing**
- **Purified indoor air**

## Progressive design

The ultimate package for the best results. That's the Novy cooker hood. Its high-performance technology ensures efficient extraction of cooking fumes and odours. The motor is also equipped with a sound-absorbing system and the finish is the highest quality. Most of all, the design is discreet and beautiful.

## Smart functions



### InTouch

Operate your cooker hood from your hob with wireless RF communication.

### Variable lighting

Customise the lighting: vary between warm and cold tones and dim when you want. The soft on/off button gradually turns the light on or off.

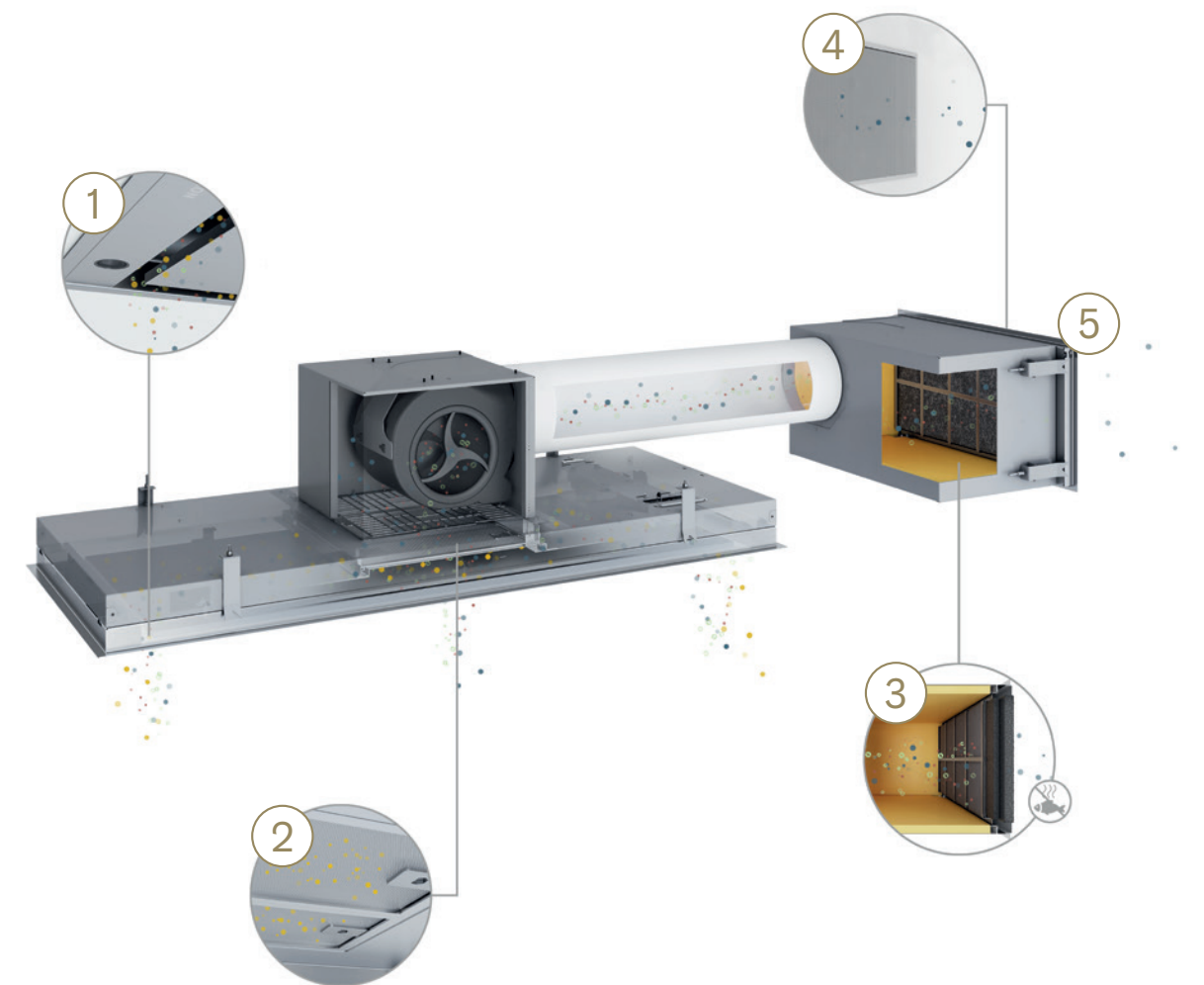



# Pure kitchen air

Our **Novy Pure 3.0** technology ensures a pleasant indoor climate. You can count on effective recirculation that keeps even the strongest odours out of your kitchen, without unnecessarily extracting warm, purified air to the outside.

## Easy maintenance

Under normal cooking conditions, the carbon filter must be replaced after 3-5 years or 450/900 hours of cooking (depending on the models). This makes the replacement cost minimal compared to other systems.



- 1 Cooking vapours are immediately extracted thanks to the **high-performing, silent motor**.
- 2 The efficient **multilayer grease filter** captures all the grease particles that are released during cooking.
- 3 The carbon particles in the **monoblock filter** have a natural coating, exclusively made by Novy. This neutralises the strongest odours - even fish - from 95% up to 100%.
- 4 The **closed, sound-absorbing airflow system** accompanies the hot cooking fumes and prevents moisture from accumulating in the ceiling or cabinet.
- 5 The purified hot air is reintroduced into the kitchen, which guarantees **perfect recirculation** and heat recovery.

**Video**  
Why choose Novy Pure recirculation technology?





# Venting hobs

Novy  
Panorama 90



Novy  
Panorama 120



Novy  
One



Novy  
Up



Novy  
Easy




















Cooking profile

Use	  	  		 	 /  	 /  
-----	---	---	--	---	---	---

Width (incl. hob) (cm)

Dimensions	88	118		78	49 (incl. 1 Domino hob) 87 (incl. 2 Domino hobs) 136 (incl. 3 Domino hobs) 174 (incl. 4 Domino hobs)	80
------------	----	-----	--	----	---	----

Number of cooking zones

2						
3						
4						
5						
6						
8						
						

Adjustable height of the extraction tower (cm)

Height	Freely adjustable (10 - 30)	Freely adjustable (10 - 30)		7 / 11	0 / 10	0
--------	-----------------------------	-----------------------------	--	--------	--------	---


p. 32



p. 38




p. 44

p. 52

p. 60

 Normal use, basic cooking functions, casseroles/low pots/high pots with lids

  Normal use, extensive cooking functions, casseroles/low pots and high pots with lids

   Intensive use, extensive cooking functions, casseroles/low pots/high pots



VENTING  
HOBS



CEILING  
UNITS



BUILT-IN  
COOKER  
HOODS



BUILT-  
UNDER  
COOKER  
HOODS



WALL-  
MOUNTED  
COOKER  
HOODS



ISLAND  
COOKER  
HOODS



COOKER  
HOOD  
ACCESSORIES



HOBS



INFO



## NOVY DOWNDRAFT EXTRACTION

# Opting for freedom of movement

Space in the kitchen is a luxury. Imagine that you can make optimum use of every surface, without disturbing visual elements. Our worktop extraction system rises to capture fumes immediately at the source, and is concealed back within the surface after use. For those who appreciate both refinement and efficiency.

- Extraction at the source with adjustable heights
- Recirculation or ducted to the outside
- Visually incorporated

## Specialised ventilation tower

The most effective way to capture odours and fumes is to catch them directly as they arise. A ventilation tower with an adjustable height is our advanced solution, so that cooking vapours are extracted at source – directly next to the pans.

## Recirculation or extraction to the outside

There are two options for extracting fumes and odours: a traditional outlet ducted to the outside or recirculation of the purified air.

The latter option is ideal for energy-efficient homes, or in kitchens where it is not possible to extract the air outside. The built-in recirculation box is equipped with a monoblock filter. This slows down the airflow, which ensures the maximum time for unpleasant odours to be absorbed.







# Novy Panorama 90

- Direct extraction at source, thanks to fixed height: 10, 20 and 30 cm. The height can be adjusted during cooking
- Height of the tower can be freely adjusted via the Novy Connect app or the control on the hob
- Preset extraction function
- Semi-transparent extraction tower disappears invisibly into the hob
- 3 or 4 cooking zones + bridging functions
- Unique and elegant design
- Easy to maintain
- Surface and flush installation possible
- Recirculation optional: carbon filter with a life span of up to 900 cooking hours



**Tower exhaust system**  
Optimal extraction at the height of the pots



**Flex zones**  
Automatic or manual bridge function of 2 cooking zones.



**Recirculation**  
Recirculation is optional.






**Novy Connect**  
Operation and settings possible via smartphone or tablet.



1821



	Outside dimensions (W×D) (cm)	Number of zones	Cooking zones (mm)	Cooking zones output (W)	Max. output (W)	Ref.	
Venting induction hob Pro	88×52	4		4× 200×240	4× 3700	7680	1821
Venting induction hob Power	88×52	3		Ø280, 2× 200×240	2× 3000, 1× 1850	6980	1831
Venting induction hob Power	88×52	4		Ø185, Ø210 2× 200×240	1× 1400, 2× 3000, 1× 1850	7680	1841

	Motor	Colour	Width (cm)	EEI	Maximum flow rate (m³/h)	Sound level during normal use in dB(A) (re 1 pW)	
						Minimum	Maximum
Extraction	Integrated	Black	81	B	691	37	57




Noise levels measured in accordance with IEC 60704-2-13 standards, flow rates according to IEC 61591.

Video  
Novy Panorama 90





Technical specifications

	Novy Panorama 90 1821	Novy Panorama 90 1831	Novy Panorama 90 1841
<b>Controls</b>			
Type of controls	Slider touch control	Touch control	Touch control
Control Colour	White	Red	Red
<b>Glass built-in / Finish</b>			
Finish	Round border	Round border	Round border
Surface / Flush	• / •	• / •	• / •
Black opaque glass	•	•	•
<b>Induction hob functions</b>			
Number of power levels	9 + Power + Super Power	9 + Power	9 + Power
Automatic pot detection	•		
Flexzones	• (2 ×)	• (1 ×)	• (1 ×)
Automatic flexzone bridge function	•		
Manual flex zone bridge function	•	•	•
Stop & Go	•		
Safety lock hob	•	•	•
Timer on each zone	•	•	•
Count-up timer	•	•	•
Automatic cooking	•		
Keep-warm function (°C)	42, 70 and 94°		
Grill function	•		
<b>Cooking zones</b>			
Cooking zone 1	Left	Left	Left
Dimensions (mm) / Power (Boost) W	200×240 / 2100 (3700)	Ø 280 / 2300 (3000)	Ø 185 / 1100 (1400)
Cooking zone 2	Left central	Central	Left central
Dimensions (mm) / Power (Boost) W	200×240 / 2100 (3700)	200×240 / 2100 (3000)	Ø 210 / 2300 (3000)
Cooking zone 3	Right central	Right	Right central
Dimensions (mm) / Power (Boost) W	200×240 / 2100 (3700)	200×240 / 1600 (1850)	200×240 / 2100 (3000)
Cooking zone 4	Right		Right
Dimensions (mm) / Power (Boost) W	200×240 / 2100 (3700)		200×240 / 1600 (1850)
			
<b>Cooker hood functions</b>			
Preset extraction function	•	•	•
Manual suction function	•	•	•
Number of speed settings	5+ 3 intensive	5+ 3 intensive	5+ 3 intensive
Run-on timer (min.)	10-30 (default setting)	10-30 (default setting)	10-30 (default setting)
Cleaning indicator for grease filter	•	•	•
Cleaning indicator for recirculation filter	•	•	•
Safety lock cooker hood	•	•	•
Extraction height tower (cm)	10, 20, 30	10, 20, 30	10, 20, 30
Extraction height tower freely adjustable	•	•	•
Collection container for cleaning	2 up, 2 downwards	2 up, 2 downwards	2 up, 2 downwards
<b>Dimensions (mm)</b>			
Dimensions device (W×D×H)	880×520×65	880×520×65	880×520×65
Dimensions cooker hood (W×D×H)	818×165×760–840	818×165×760–840	818×165×760–840
Exhaust opening diameter	89×222	89×222	89×222
Exhaust position	Central under (rear/front)	Central under (rear/front)	Central under (rear/front)
Opening	See p. 248-249	See p. 248-249	See p. 248-249
<b>Technical characteristics</b>			
Integrated motor	•	•	•
Weight cooker hood / motor casing (kg)	50.1	50.1	50.1
Electrical connection value (W)	7680	6980	7680
Cooker hood supply voltage	230 V	230 V	230 V
Induction hob supply voltage	230 V / 400 V - 1N / 2N / 3N	230 V / 400 V - 1N / 2N / 3N	230 V / 400 V - 1N / 2N / 3N

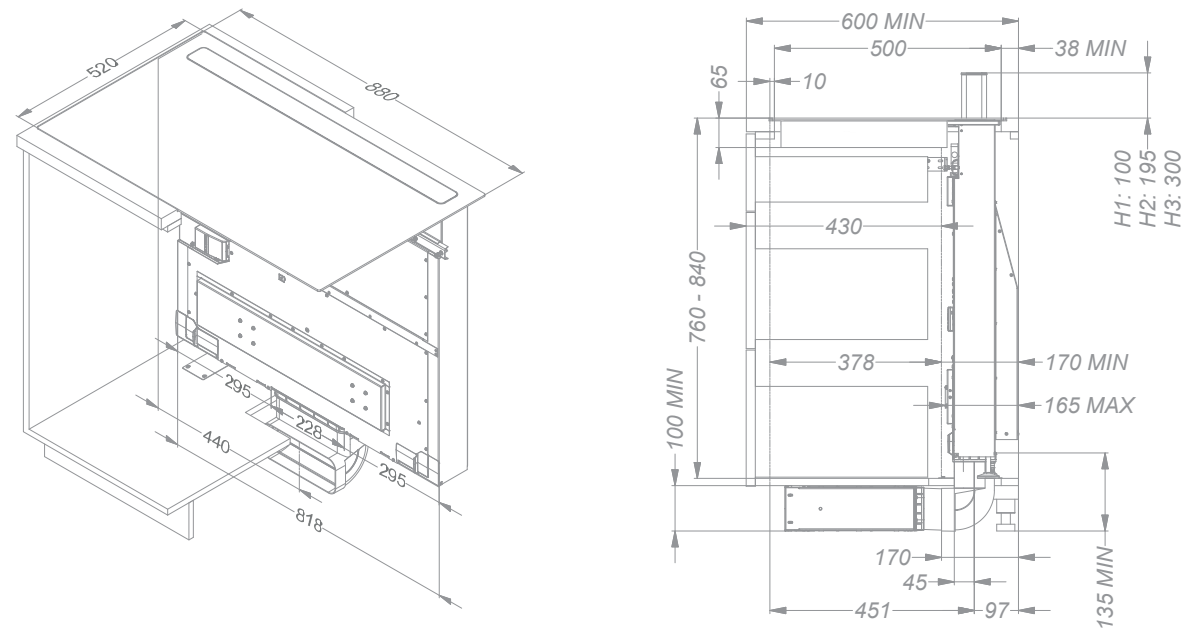
Air quantity and sound level

Type		Maximum free flow rate (m³/h)	Air quantity (m³/h) / pressure (Pa)			Noise level dB(A) sound pressure (re20µPa) / sound power (re 1pW)		
			Minimum	Continuous	Power setting	Minimum	Continuous	Power setting
1821	Integrated motor	1160	193 / 40	475 / 204	691 / 443	27 / 37	46 / 57	56 / 65
1831	Integrated motor	1160	193 / 40	475 / 204	691 / 443	27 / 37	46 / 57	56 / 65
1841	Integrated motor	1160	193 / 40	475 / 204	691 / 443	27 / 37	46 / 57	56 / 65

Noise levels measured in accordance with IEC 60704-2-13 standards, flow rates according to IEC 61591.

Technical drawing

Novy Panorama
1821 / 1831 / 1841



Comment  
Built-in lower cabinet from 90 cm without post and with removable back plate.  
If the cabinet height is less than 76cm, always order the installation kit for cabinet with article number: 1821.400.

Video  
Installation video



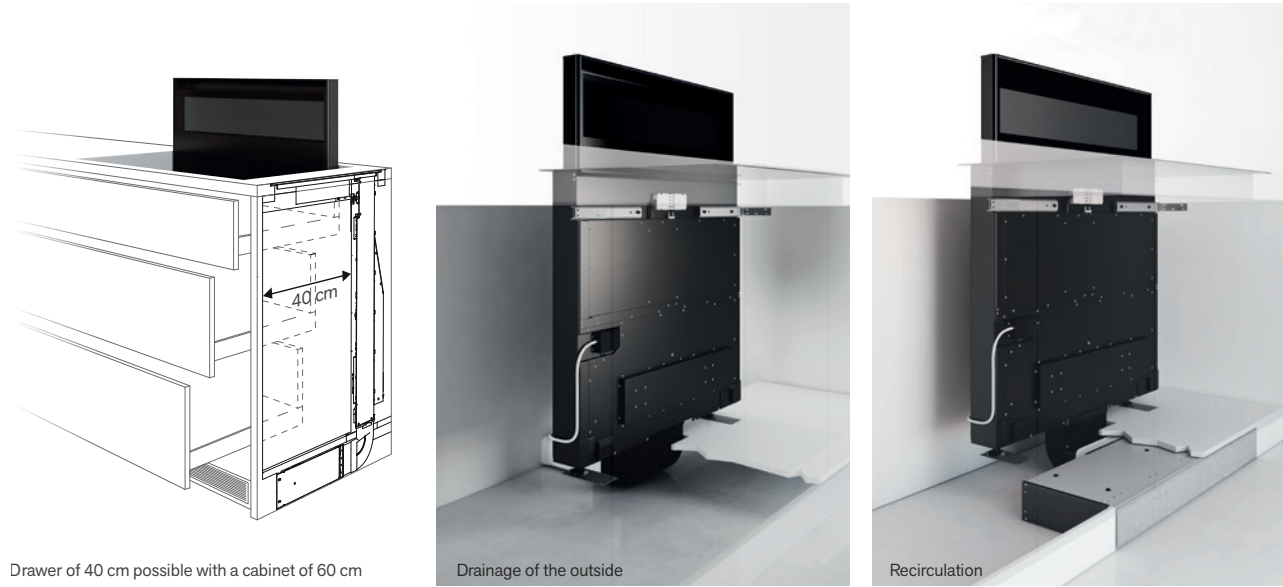
Accessories

	Reference	1821	1831	1841
<b>Miscellaneous</b>				
Grease filter left	1821.020	•	•	•
Grease filter right	1821.134	•	•	•
Side profiles kit for hob	1700.092	•	•	•
Grill plate (240×415 mm)	1700.093	•		
Teppanyaki plate (240×415 mm)	1700.095	•		
Installation kit for cabinet	1821.400	•	•	•
Input / output module	990.036	•	•	•



Accessories

	Reference	1821	1831	1841
<b>Recirculation with exhaust box</b>				
Built-in box (98 mm high) with monoblock filter (98×818×289 mm)				
White (≈RAL 9003)	7921.400	•	•	•
Black (≈RAL 9005)	7922.400	•	•	•
Grey (≈RAL 7030)	7923.400	•	•	•
Monoblock replacement filter (2 pcs to order)	7910.055	•	•	•
Technical details recirculationboxes see p. 210-211				










# Novy Panorama 120


- Direct extraction at source, thanks to the adjustable height: 10, 20 and 30 cm. The height can be adjusted during cooking
- Height of the tower can be freely adjusted via the Novy Connect app or the control on the hob
- Preset extraction function
- Semi-transparent extraction tower disappears invisibly into the hob
- 4 or 5 cooking zones + bridging functions
- Unique and elegant design
- Easy to maintain
- Surface and flush installation possible
- Recirculation optional: carbon filter with a life span of up to 900 cooking hours





**Tower exhaust system**  
Optimal extraction at the height of the pots.

**Flex zones**  
Automatic or manual bridge function of 2 cooking zones.

**Recirculation**  
Recirculation is optional.

**Novy Connect**  
Operation and settings possible via smartphone or tablet.



	Outside dimensions (W×D) (cm)	Number of zones	Cooking zones (mm)	Cooking zones output (W)	Max. output (W)	Ref.
Venting induction hob Pro	118×52	4 	Ø280, Ø230, 2× 200×240	4× 3000	7400 *	42110
Venting induction hob Pro	118×52	5 	Ø280, 4× 200×240	5× 3000	10400 *	42120



	Motor	Colour	Width (cm)	EEI	Maximum flow rate (m³/h)	Sound level during normal use in dB(A) (re 1 pW)	
						Minimum	Maximum
Extraction	Integrated	Black	110	B	1009	35	61

Noise levels measured in accordance with IEC 60704-2-13 standards, flow rates according to IEC 61591.

\* Standard power setting but can be adjusted if required, see technical characteristics next page.



Technical specifications

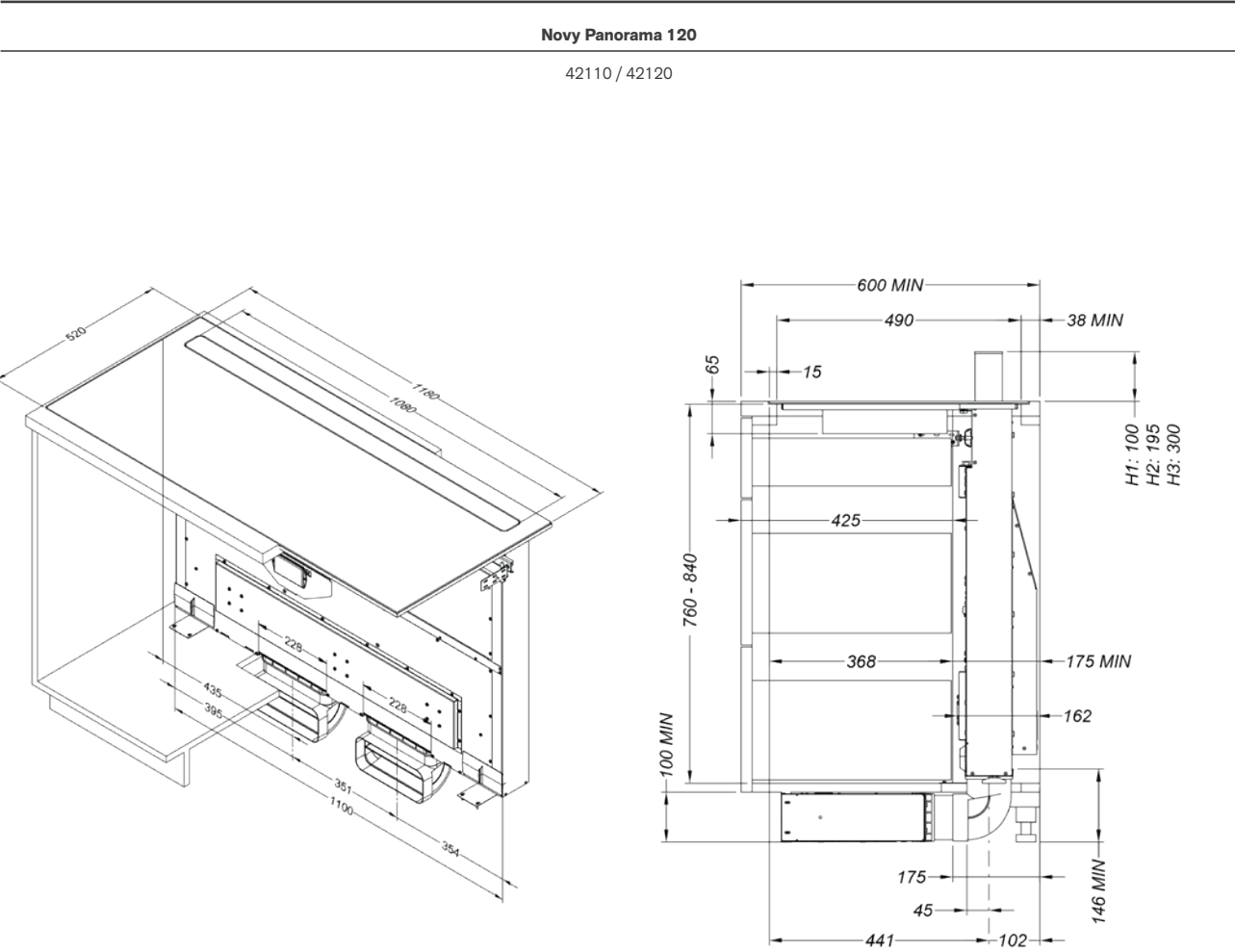
	Novy Panorama 120 42110	Novy Panorama 120 42120
<b>Controls</b>		
Type of controls	Slider touch control	Slider touch control
Control Colour	White	White
<b>Glass built-in / Finish</b>		
Finish	Round border	Round border
Surface / Flush	• / •	• / •
Black opaque glass	•	•
<b>Induction hob functions</b>		
Number of power levels	9 + Power + Super Power	9 + Power + Super Power
Automatic pot detection	•	•
Flexzones	• (1 ×)	• (2 ×)
Automatic flexzone bridge function	•	•
Manual flex zone bridge function	•	•
Stop & Go	•	•
Safety lock hob	•	•
Timer on each zone	•	•
Independent cooking timer	•	•
Automatic cooking	•	•
Keep-warm function (°C)	70°	70°
Count-up timer	•	•
Chef function	•	•
Grill function	•	•
<b>Cooking zones</b>		
Cooking zone 1	Left	Left
Dimensions (mm) / Power (Boost) W	Ø 280 / 2100 (3000)	200×240/ 2100 (3000)
Cooking zone 2	Left central	Left central
Dimensions (mm) / Power (Boost) W	Ø 230 / 2100 (3000)	200×240/ 2100 (3000)
Cooking zone 3	Right central	Central
Dimensions (mm) / Power (Boost) W	200×240 / 2100 (3000)	Ø 280 / 2100 (3000)
Cooking zone 4	Right	Right central
Dimensions (mm) / Power (Boost) W	200×240 / 2100 (3000)	200×240/ 2100 (3000)
Cooking zone 5		Right
Dimensions (mm) / Power (Boost) W		200×240/ 2100 (3000)
		
<b>Cooker hood functions</b>		
Preset extraction function	•	•
Manual suction function	•	•
Number of speed settings	5+ 3 intensive	5+ 3 intensive
Run-on timer (min.)	10-30 (default setting)	10-30 (default setting)
Cleaning indicator for grease filter	•	•
Cleaning indicator for recirculation filter	•	•
Safety lock cooker hood	•	•
Extraction height tower (cm)	10, 20, 30	10, 20, 30
Extraction height tower freely adjustable	•	•
Collection container for cleaning	2 up, 2 downwards	2 up, 2 downwards
<b>Dimensions (mm)</b>		
Dimensions device (W×D×H)	1180×520×65	1180×520×65
Dimensions cooker hood (W×D×H)	1100×162×760–840	1100×162×760–840
Exhaust opening diameter	89×222	89×222
Exhaust position	2×Central under (rear/front)	2×Central under (rear/front)
Opening	See p. 248-249	See p. 248-249
<b>Technical characteristics</b>		
Integrated motor	•	•
Weight cooker hood / motor casing (kg)	56.0	56.4
Electrical connection value cooker hood (W)	450	450
Electrical connection value induction hob (W)	7400, 5750 - 1400	10400, 7400 - 1400
Cooker hood supply voltage	230 V	230 V
Induction hob supply voltage	230 V / 400 V - 1N / 2N	230 V / 400 V - 1N / 2N / 3N

Air quantity and sound level

Type		Maximum free flow rate (m³/h)	Air quantity (m³/h) / pressure (Pa)			Noise level dB(A) sound pressure (re20µPa) / sound power (re 1pW)		
			Minimum	Continuous	Power setting	Minimum	Continuous	Power setting
42110	Integrated motor	1530	237 / 28	689 / 191	1009 / 416	22 / 35	48 / 61	56 / 70
42120	Integrated motor	1530	237 / 28	689 / 191	1009 / 416	22 / 35	48 / 61	56 / 70

Noise levels measured in accordance with IEC 60704-2-13 standards, flow rates according to IEC 61591.

Technical drawing



Comment  
Built-in lower cabinet from 120 cm without post and with removable back plate.  
If the cabinet height is less than 76cm, always order the installation kit for cabinet with article number: 1821.400.


Video  
Installation video





Accessories

	Reference	42110	42120
<b>Miscellaneous</b>			
Grease filter left	42120.020	•	•
Grease filter right	42120.034	•	•
Side profiles kit for hob	1700.092	•	•
Grill plate (240×415 mm)	1700.093	•	•
Teppanyaki plate (240×415 mm)	1700.095	•	•
Installation kit for cabinet	1821.400	•	•
Input / output module	990.036	•	•



Accessories

	Reference	42110	42120
<b>Recirculation with exhaust box</b>			
Built-in box (98 mm high) with monoblock filter (98×1100×290 mm)			
White (≈RAL 9003)	7941.400	•	•
Black (≈RAL 9005)	7942.400	•	•
Grey (≈RAL 7030)	7943.400	•	•
Monoblock replacement filter (set)	98.001	•	•
Technical details recirculationboxes see p. 210-211			



Drawer of 40 cm possible with a cabinet of 60 cm







# Novy One

- Direct extraction of cooking vapours thanks to the central extraction tower
- Optimised airflow due to elegant grille finish
- Discreet tilt flap for directional extraction
- Extraction tower disappears almost invisibly into hob
- 4 cooking zones and useful functions
- Surface and flush installation possible
- Recirculation optional: carbon filter with a life span of up to 900 cooking hours







**Tower exhaust system**  
Optimal extraction at the height of the pots.





**Flex zones**  
Automatic or manual bridge function of 2 cooking zones.



**Recirculation**  
Recirculation is optional.



	Outside dimensions (W×D) (cm)	Number of zones	Cooking zones (mm)	Cooking zones output (W)	Max. output (W)	Ref.
Venting induction hob Power	78×52	4		4× 240×200	2×3000 + 2×1850	7560 *
Venting induction hob Pro	78×52	4		4× 240×200	4× 3700	7560

				Sound level during normal use in dB(A) (re 1 pW)			
		Motor	Colour	Width (cm)	EEl	Maximum flow rate (m³/h)	
		Extraction	Integrated	Black	11	B	563
							51
							70

Noise levels measured in accordance with IEC 60704-2-13 standards, flow rates according to IEC 61591.



\* Standard power setting but can be adjusted if required, see technical characteristics next page.

Video  
Novy One





Technical specifications

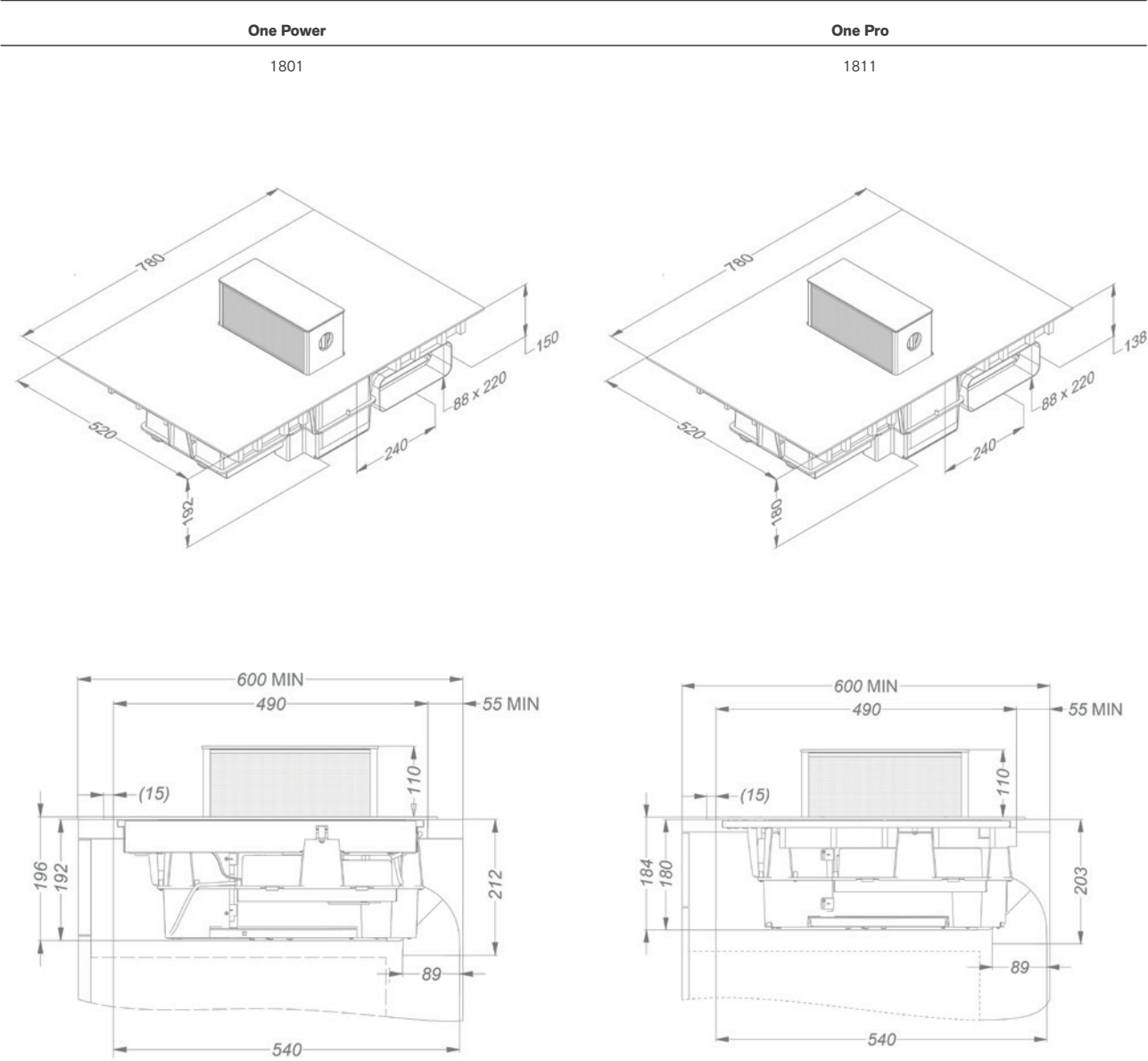
	One Power 1801	One Pro 1811
<b>Controls</b>		
Type of controls	Touch control	Slider touch control
Control Colour	Red	White
<b>Glass built-in / Finish</b>		
Finish	Round border	Round border
Surface / Flush	• / •	• / •
Black opaque glass	•	•
<b>Induction hob functions</b>		
Number of power levels	9 + Power	9 + Power + Super Power
Automatic pot detection		•
Flexzones	• (2×)	• (2×)
Automatic bridge function flexzones		•
Manual bridge function flexzones	•	•
Stop & Go		•
Safety lock hob	•	•
Timer on each zone	•	•
Independent cooking timer	•	•
Automatic cooking		•
Keep-warm function (°C)		42, 70 and 94°
Grill function		•
<b>Cooking zones</b>		
Cooking zone 1	Front left	Front left
Dimensions (mm) / Power (Boost) W	240×200 / 1600 (1850)	240×200 / 2100 (3700)
Cooking zone 2	Rear left	Rear left
Dimensions (mm) / Power (Boost) W	240×200 / 2100 (3000)	240×200 / 2100 (3700)
Cooking zone 3	Right front	Right front
Dimensions (mm) / Power (Boost) W	240×200 / 2100 (3000)	240×200 / 2100(3700)
Cooking zone 4	Back right	Back right
Dimensions (mm) / Power (Boost) W	240×200 / 1600 (1850)	240×200 / 2100 (3700)
		
<b>Cooker hood functions</b>		
Number of speed settings	Continuous	Continuous
Run-on timer (min.)	10–30 (default setting)	10–30 (default setting)
Cleaning indicator for grease filter	•	•
Cleaning indicator for recirculation filter	•	•
Venting valve for aspiration direction	•	•
Extraction height tower (cm)	7, 11	7, 11
Collection container for cleaning	3 –fold	3 –fold
<b>Dimensions (mm)</b>		
Dimensions appliance (W×D×H)	780×520×192	780×520×180
Exhaust opening diameter	89×222	89×222
Exhaust position	Rear left / left downwards	Rear left / left downwards
Opening (B×D)	See p. 248-249	See p. 248-249
<b>Technical characteristics</b>		
Integrated motor	•	•
Weight cooker hood / motor casing (kg)	21	21
Electrical connection value (W)	7560, 4960 - 3160	7560
Multiphase supply voltage	230 V / 400 V - 2N / 3N	230 V / 400 V - 2N / 3N
Single-phase supply voltage	230 V	230 V

Air quantity and sound level

Type		Maximum free flow rate (m3/h)	Air quantity (m³/h) / pressure (Pa)		Noise level dB(A) sound pressure (re20µPa) / sound power (re 1pW)	
			Minimum	Continuous	Minimum	Continuous
1801	Integrated motor	1063	224 / 111	563 / 617	40 / 51	60 / 70
1811	Integrated motor	1063	224 / 111	563 / 617	40 / 51	60 / 70

Noise levels measured in accordance with IEC 60704-2-13 standards, flow rates according to IEC 61591.

Technical drawing



Accessories


	Reference	1801	1811
<b>Miscellaneous</b>			
Grease filter (2 pcs to order)	99.001	•	•
Side profiles kit for hob	1700.092	•	•
Input / output module	990.034	•	•
Grill plate (240×415 mm)	1700.093		•
Teppanyaki plate (240×415 mm)	1700.095		•



Accessories

	Reference	1801	1811
<b>Recirculation with exhaust box</b>			
Built-in box (98 mm high) with monoblock filter (98×818×289 mm)			
White (≈RAL 9003)	7921.400	•	•
Black (≈RAL 9005)	7922.400	•	•
Grey (≈RAL 7030)	7923.400	•	•
Monoblock replacement filter (2 pcs to order)	7910.055	•	•
Installation kit with monoblock filter (98x818x290mm) incl. Ref 906.401 + 2x 906.402 + 906.404			
White (≈RAL 9003)	1811.821	•	•
Black (≈RAL 9005)	1811.822	•	•
Grey (≈RAL 7030)	1811.823	•	•
Monoblock replacement filter (2 pcs to order)	7910.055	•	•

Technical details recirculationboxes see p. 210-211











# Novy Up

- Direct extraction of cooking vapours thanks to the adjustable flap and central extraction tower
- Manual operation of the extraction tower
- Adjustable flap with adjustable height for directional extraction
- Extraction tower disappears in between the domino hobs
- Choice of various cooking setups
- Surface and flush installation possible
- Recirculation optional: carbon filter with a life span of up to 900 cooking hours



**Tower exhaust systeem**  
Optimal extraction at the height of the pots.








**Flex zones**  
Automatic or manual bridge function of 2 cooking zones. (except 40 002)



**Recirculation**  
Recirculation is optional.



	Outside dimensions (W×D) (cm)	Number of zones	Cooking zones (mm)	Cooking zones output (W)	Max. output (W)	Ref.	
Venting induction hob Power	49×52	2		2 × 240×200	3000 + 1850	3700	40000
Venting induction hob Comfort	87×52	4		2 × ø175, 2 × ø210	2x 3000 + 2x 1400	7400	40002
Venting induction hob Power	87×52	4		4 × 240×200	2x 3000 + 2x 1850	7400	40004
Venting induction hob Power + Teppan	87×52	4		2 × 240×200	3000 + 1850 + 2800	6500	40006
Venting induction hob Power + Wok	87×52	3		2 × 240×200	3000 + 1850 + 3200	6900	40008



						Sound level during normal use in dB(A) (re 1 pW)	
	Motor	Colour	Width (cm)	EEI	Maximum flow rate (m³/h)	Minimum	Maximum
Extraction	Integrated	Black	11	B	537	57	61




Noise levels measured in accordance with IEC 60704-2-13 standards, flow rates according to IEC 61591.

Video  
Novy Up



Technical specifications

	Novy Up 40000	Novy Up 40002
<b>Controls</b>		
Type of controls	Touch control	Touch control
Control colour	Red	Red
<b>Glass built-in / Finish</b>		
Finish	Round border	Round border
Surface / flush	• / •	• / •
Black opaque glass	•	•
<b>Induction hob functions</b>		
Number of power levels	9 + Power	9 + Power
Flexzones	• (1 ×)	
Manual bridge function flexzones	•	
Stop & Go		
Safety lock hob	•	•
Timer on each zone	•	•
Independent cooking timer	•	•
Keep-warm function		
<b>Cooking zones</b>		
Number of cooking zones	2	4
Cooking zone 1	Front left	Front left
Dimensions (mm) / Power (BOOST) (W)	240×200 / 1600 (1850)	175 / 1100 (1400)
Cooking zone 2	Rear left	Rear left
Dimensions (mm) / Power (BOOST) (W)	240×200 / 2100 (3000)	210 / 2300 (3000)
Cooking zone 3		Front right
Dimensions (mm) / Power (BOOST) (W)		175 / 1100 (1400)
Cooking zone 4		Rear right
Dimensions (mm) / Power (BOOST) (W)		210 / 2300 (3000)
		
<b>Cooker hood functions</b>		
Number of speed settings	3 + power	3 + power
Run-on timer (min)	10-30 (default setting)	10-30 (default setting)
Clearing indicator for grease filter	•	•
Clearing indicator for recirculation filter	•	•
Venting valve for aspiration direction	•	•
Extraction height tower (cm)	0, 10	0, 10
Collection container for cleaning	Fixed	Fixed
Tower operation	Manual	Manual
<b>Dimensions (mm)</b>		
Dimensions appliance (WxDxH)(mm)	491×520×228	872×520×228
Exhaust opening diameter (mm)	89×222	89×222
Exhaust position	Rear left /left downwards	Rear left / left downwards
Opening (WxD)	See p. 248-249	See p. 248-249
Maximum thickness worktop (mm)	25	
<b>Technical characteristics</b>		
Integrated motor	•	•
Weight cooker hood / motor casing (kg)	20,4	27,4
Electrical connection value cooker hood (W)	155	155
Electrical connection value induction hob (W)	3700	7400
Cooker hood supply voltage	230 V	230 V
Induction hob supply voltage	230 V - 1N	230 V - 1N / 2N

Novy Up 40004	Novy Up 40006	Novy Up 40008
Touch control	Touch control + slider	Touch control + slider
Red	Red	Red
<b>Glass built-in / Finish</b>		
Round border	Round border	Round border
• / •	• / •	• / •
•	•	•
<b>Induction hob functions</b>		
9 + Power	9 + Power	9 + Power
• (2×)	• (1 ×)	• (1 ×)
•	•	•
	• (teppan)	• (wok)
•	• (teppan)	• (wok)
•	•	•
•	•	•
	• (teppan)	• (wok)
<b>Cooking zones</b>		
4	4	3
Front left	Front left	Front left
240×200 / 1600 (1850)	240×200 / 1600 (1850)	240×200 / 1600 (1850)
Rear left	Rear left	Rear left
240×200 / 2100 (3000)	240×200 / 2100 (3000)	240×200 / 2100 (3000)
Front right	Front right	Front right
240×200 / 1600 (1850)	1400	360 / 2000 (3200)
Rear right	Rear right	
240×200 / 2100 (3000)	1400	
		
<b>Cooker hood functions</b>		
3 + power	3 + power	3 + power
10-30 (default setting)	10-30 (default setting)	10-30 (default setting)
•	•	•
•	•	•
•	•	•
0, 10	0, 10	0, 10
Fixed	Fixed	Fixed
Manual	Manual	Manual
<b>Dimensions (mm)</b>		
872×520×228	872×520×228	872×520×228
89×222	89×222	89×222
Rear left / left downwards	Rear left /left downwards	Rear left / left downwards
See p. 248-249	See p. 248-249	See p. 248-249
<b>Technical characteristics</b>		
•	•	•
27,4	30,4	31,6
155	155	155
7400	6500	6900
230 V	230 V	230 V
230 V - 1N / 2N	230 V - 1N / 2N	230 V - 1N / 2N

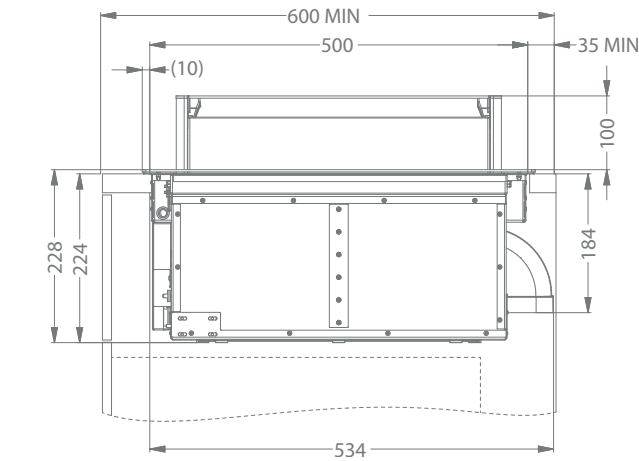
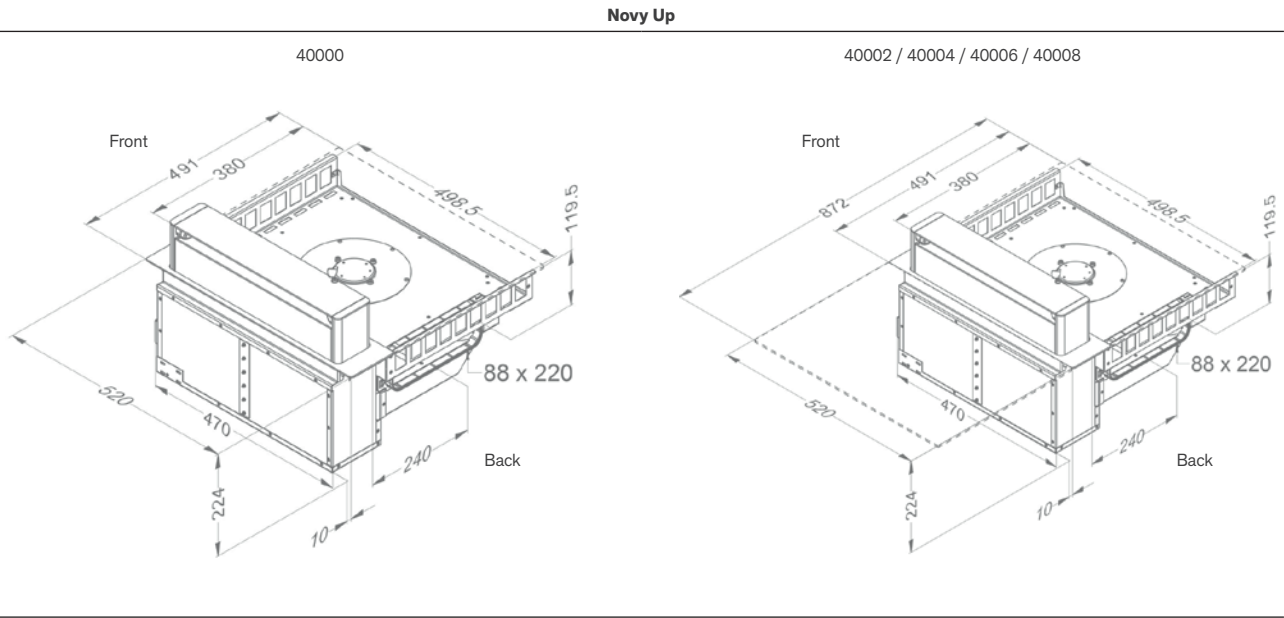


Air quantity and sound level

Type		Maximum free flow rate (m³/h)	Air quantity (m³/h) / pressure (Pa)			Noise level dB(A) sound pressure (re20µPa) / sound power (re 1pW)		
			Minimum	Continuous	Power setting	Minimum	Continuous	Power setting
40000	Integrated motor	750	375 / 188	502 / 325	537 / 501	43 / 55	51 / 62	52 / 64
40002	Integrated motor	750	375 / 188	502 / 325	537 / 501	43 / 55	51 / 62	52 / 64
40004	Integrated motor	750	375 / 188	502 / 325	537 / 501	43 / 55	51 / 62	52 / 64
40006	Integrated motor	750	375 / 188	502 / 325	537 / 501	43 / 55	51 / 62	52 / 64
40008	Integrated motor	750	375 / 188	502 / 325	537 / 501	43 / 55	51 / 62	52 / 64

Noise levels measured in accordance with IEC 60704-2-13 standards, flow rates according to IEC 61591.

Technical drawing



Video  
Installation video



Installation options

Type	Cooking zone	Total width (mm)
	2	491
	4	872
	6	1364
	8	1745

\* Wok or Teppan Yaki should always be positionned to the right.



Accessories

	Reference	40000-8
<b>Miscellaneous</b>		
Grease filter	99.002	•
Cabelset windowsswitch	990.037	•
<b>Recirculation with exhaust box</b>		
Built-in box (98 mm high) with monoblock filter (98×818×289 mm)		
White (≈RAL 9003)	7921.400	•
Black (≈RAL 9005)	7922.400	•
Grey (≈RAL 7030)	7923.400	•
Monoblock replacement filter (2 pcs to order)	7910.055	•
Installation kit with monoblock filter* (98×818×289 mm) (at a minimum cabinet depth of 60 cm)		
White (≈RAL 9003)	1811.821	•
Black (≈RAL 9005)	1811.822	•
Grey (≈RAL 7030)	1811.823	•
Monoblock replacement filter (2 pcs to order)	7910.055	•
* Built-in box with monoblock filter (98x818x290 mm) incl. references 906.401, 906.402 (2x) & 906.404		







# Novy Easy

- Optimised airflow due to elegant finish
- Easy maintenance
- Extra large cooking surface
- 4 cooking zones and useful functions
- Surface and flush installation possible
- Monoblock filter with a life span of up to 450 cooking hours



**Integrated extraction**  
Powerful extraction by integrated cooker hood.

**Flex zones**  
Automatic or manual bridge function of 2 cooking zones.

**Recirculation**  
Recirculation (only 1861)

1851

1861

	Outside dimensions (W×D) (cm)	Number of zones	Cooking zones (mm)	Cooking zones output (W)	Max. output (W)	Ref.
Venting induction hob Pro with extraction	80×52	4		4× 240×210	4× 3000	7550 * 1851
Venting induction hob Pro - recirculation model (incl. Monoblock filter)	80×52	4		4× 240×210	4× 3000	7550 * 1861

				Sound level during normal use in dB(A) (re 1 pW)			
	Motor	Colour	Width (cm)	EEl	Maximum flow rate (m³/h)	Minimum	Maximum
Extraction	Integrated	Black	10	A	540,4	50	68

Noise levels measured in accordance with IEC 60704-2-13 standards, flow rates according to IEC 61591.



\* Standard power setting but can be adjusted if required, see technical characteristics next page.

Video  
Novy Easy



VENTING  
HOBS

Technical specifications

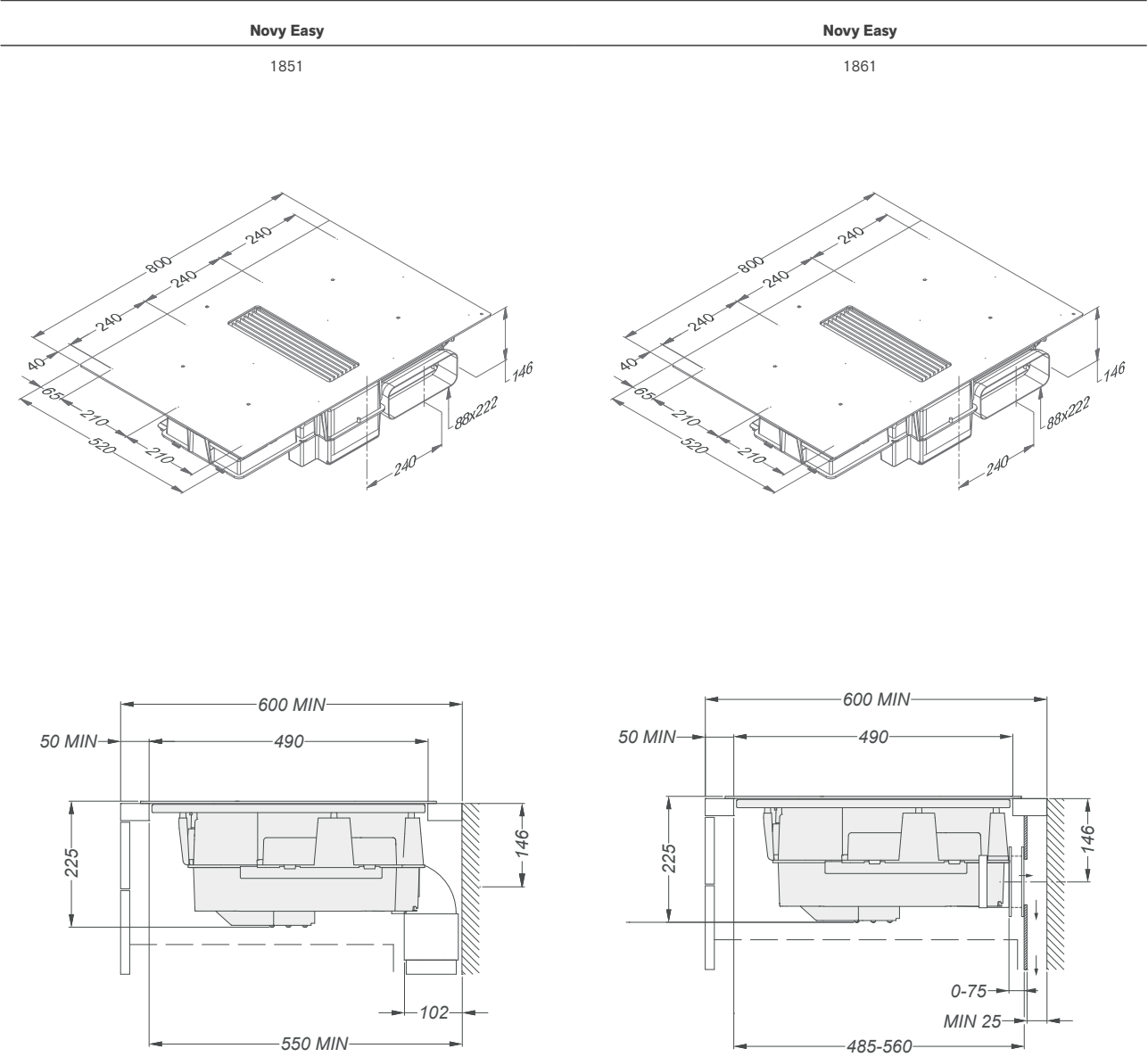
	Novy Easy 1851 (extraction)	Novy Easy 1861 (recirculating)
<b>Controls</b>		
Type of controls	Slider touch control	Slider touch control
Control Colour	Red	Red
<b>Glass built-in / Finish</b>		
Finish	Round border	Round border
Surface / Flush	▪ / ▪	▪ / ▪
Black opaque glass	▪	▪
<b>Induction hob functions</b>		
Number of power levels	9 + Power	9 + Power + Super Power
Automatic pot detection	▪	▪
Flexzones	▪ (2×)	▪ (2×)
Automatic bridge function flexzones	▪	▪
Manual bridge function flexzones	▪	▪
Stop & Go	▪	▪
Safety lock hob	▪	▪
Timer on each zone	▪	▪
Independent cooking timer	▪	▪
Automatic cooking	▪	▪
Keep-warm function (°C)	70°	70°
Count-up timer	▪	▪
Chef function	▪	▪
Grill function	▪	▪
<b>Cooking zones</b>		
Cooking zone 1	Front left	Front left
Dimensions (mm) / Power (Boost) W	240×210 / 2100 (3000)	240×210 / 2100 (3000)
Cooking zone 2	Rear left	Rear left
Dimensions (mm) / Power (Boost) W	240×210 / 2100 (3000)	240×210 / 2100 (3000)
Cooking zone 3	Right front	Right front
Dimensions (mm) / Power (Boost) W	240×210 / 2100 (3000)	240×210 / 2100 (3000)
Cooking zone 4	Back right	Back right
Dimensions (mm) / Power (Boost) W	240×210 / 2100 (3000)	240×210 / 2100 (3000)
		
<b>Cooker hood functions</b>		
Number of speed settings	9 + Power	9 + Power
Automatic speed control	▪	▪
Run-on timer (min.)	10	30
Cleaning indicator for grease filter	▪	▪
Clearing indicator for recirculation filter	▪	▪
Collection container for cleaning	2 –fold	2 –fold
<b>Dimensions (mm)</b>		
Dimensions appliance (W×D×H)	800×520×225	800×520×225
Exhaust opening diameter	89×222	89×222
Exhaust position	Rear left / left downwards	Rear left / left downwards
Opening (B×D)	See p. 248-249	See p. 248-249
<b>Technical characteristics</b>		
Integrated motor	▪	▪
Weight cooker hood / motor casing (kg)	18,3	18,3
Electrical connection value (W)	7550, 5900 - 1550	7550, 5900 - 1550
Multiphase supply voltage	230 V / 400 V - 2N / 3N	230 V / 400 V - 2N / 3N
Single-phase supply voltage	230 V	230 V

Air quantity and sound level

Type		Maximum free flow rate (m3/h)	Air quantity (m³/h) / pressure (Pa)			Noise level dB(A) sound pressure (re20µPa) / sound power (re 1pW)		
			Minimum	Continuous	Power mode	Minimum	Continuous	Power mode
1851	Integrated motor	1135	124 / 34	529 / 586	535 / 808	22 / 34	54 / 66	55 / 67
1861	Integrated motor	1135	190 / -	441 / -	453 / -	32 / 44	53 / 66	53 / 66

Noise levels measured in accordance with IEC 60704-2-13 standards, flow rates according to IEC 61591.

Technical drawing



For more details, please consult our website and/or technical data sheet.

Video  
Installation video



Accessories

	Reference	1851	1861
<b>Miscellaneous</b>			
Grease filter	99.003	•	•
Side profiles kit for hob	1700.092	•	•
Grill plate (240×415 mm)	1700.093	•	•
Teppanyaki plate (240×415 mm)	1700.095	•	•



Accessories

	Reference	1851	1861
<b>Recirculation</b>			
Monoblock replacement filter	98.002		•
Installation kit with monoblock filter*	1861.820		•
* Discharge adapter plinth incl. Ref 906.401 + 2x906.402 + 906.404			





# Ceiling units

Novy Cloud



Novy Pureline Pro Compact



Novy Pureline Compact



Novy Pureline Pro



Novy Pureline (with lighting)



Novy Pureline (without lighting)



Novy Maxi Pureline



Width								
90 cm		■	■		■	■	■	
110 cm	■							
120 cm		■	■		■	■	■	
150 cm								■
Colour								
White	■	■	■		■	■	■	■
Stainless steel		■	■		■	■	■	■
Black	■	■	■		■			
Motor								
Integrated	■	■	■		■	■	■	
From a distance (inside)					Optional	Optional	Optional	
Not included						■	■	■
Exhaust								
To the outside		■	■		■	■	■	■
Recirculation	■	Optional	Optional		Optional	Optional	Optional	Optional

p. 72

p. 78

p. 84

p. 90

p. 96

p. 102

p. 108

# Step-by-step plan

The following 5-step plan helps you find your way in choosing the right Novy ceiling unit.

## Step 1 Width of the ceiling unit

For a good result the cooker hood must be at least the full width of the hob. Our ceiling units are available in sizes 90, 110, 120 and 150 cm. The following combinations are recommended for the ceiling units (directive):

Width hob	Width ceiling unit	Max. distance between cooker hood and hob
≤ 80 cm <sup>1</sup>	min. 90 cm	160 cm
81 - 109 cm	min. 110 cm	160 cm
110 - 120 cm	min. 120 cm	160 cm
> 120 cm	min. 150 cm	160 cm

<sup>1</sup> For installation in fully suspended ceilings, we recommend a ceiling unit of at least 120 cm for hobs 80 and 90 cm wide.

## Step 2 LED lighting

### With LED lights

The ceiling unit is equipped with dual LED lighting or a LED strip. The light intensity and colour temperature can be adjusted to your wishes.

### Without LED lights

For a minimalistic design. To these ceiling units you can connect external lighting (max. 300 W), which can be operated through the cooker hood, remote control or InTouch technology (not dimmable).

## Step 3 Recirculation or exhaust to the outside

### Recirculation

If extraction to the outside is not an option, you can choose recirculation instead. For ceiling units it is possible to choose

- 2 types of built-in boxes, each in 3 colours with monoblock filter.
- A basic kit. The basic kit contains a monoblock filter. The monoblock filter is placed directly behind the grease filter. The exhaust grill to let the filtered air back into the kitchen must be provided by you.

Cloud has recirculation as a standard.

With a cooker hood with recirculation, there must be a minimum of ventilation in the room where the cooker hood has been installed. Ventilation can be provided by the overall ventilation in the house or by opening a window and/or door.

### Duct out

Novy offers a wide range of installation accessories on p. 216.

A cooker hood works optimally when the extracted air is replaced with fresh air. An insufficient air inlet leads to a loss of efficiency. It is therefore best to provide a sufficient air inlet (via a window extractor, an open door or window, or from another room).

## Step 4 Ceiling unit installation options

The Pureline ceiling unit can be installed in 2 ways:

- flush-mounted in the ceiling
- in an alcove or a self-constructed chimney

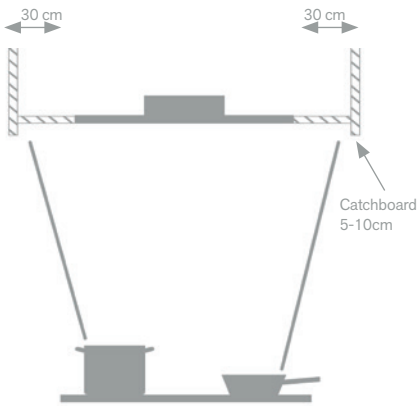
The Cloud ceiling unit can be mounted directly to the ceiling.

The maximum installation height (between the hob and the underside of the ceiling unit) is 160 cm.

### Installation in an alcove or self-constructed chimney



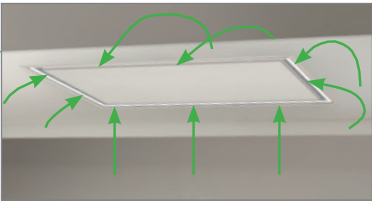
Cooking vapours do not rise straight up, instead they fan out over an angle of between 10° and 15°. For an efficient operation it is important that the whole construction in which the ceiling unit is installed is at least the same width and depth as the hob. Create an overlap of approximately 30 cm around the ceiling unit to prevent cooking vapours from escaping. In addition, edging of 5 to 10 cm high will ensure that fewer vapours can escape.



### Installation in the ceiling



In this type of installation the ceiling unit is installed in a suspended ceiling and usually covers the entire kitchen. Because the unit is flush with the ceiling, vapours cannot rise higher than the unit itself and are captured along the edges.




### Mounting onto the ceiling



The Cloud ceiling unit only needs to be screwed to the ceiling and does not require any opening in the ceiling. Never before has it been this easy to install a cooker hood. Make sure, however, that your ceiling is sufficiently strong.

### Construction of the suspension structure

On the long sides of the Pureline ceiling unit there are mounting clamps that hold the cooker hood in the cut-out opening. For this, the material and thickness must be 18-35 mm. Never mount directly in the plasterboard, always provide reinforcement (in wood, on the side or by means of a frame) to which the mounting clamps can be clamped.





### Adapter for flat duct with limited built-in height

If the built-in depth is limited, it is possible to remove the Cubic motor from the ceiling unit. In this situation, an optional adapter can be ordered. The adaptor is placed directly on the ceiling unit and connected to a flat rectangular duct. The motor is then installed in a different location indoors. Please note that the entrance to the motor is round. With adapter 6830.053 the built-in height can be limited to 17,3 cm and with 830.053 to 18,5 cm. Always mount the adapter 6830.053 and 6930.050 in combination with the kit to install remote motor inside (800.997).

6830.053	Adaptor for Pureline. exhaust direction can be turned to the right, left, front or rear
6930.050	Adapter for Pureline Pro. exhaust direction can be turned to the right, left, front or rear
830.053	Adaptor for Maxi Pureline (order 2x). Exhaust direction 1x left and 1x right
800.997	Kit to install the remote motor inside (Pureline Pro & Pureline)



## Step 5

### Type of motor

#### Cloud ceiling unit recirculation as standard

This ceiling unit is equipped with recirculation as standard and needs only to be screwed to the ceiling. It is not necessary create an opening in the ceiling.

#### Ceiling unit motor not included

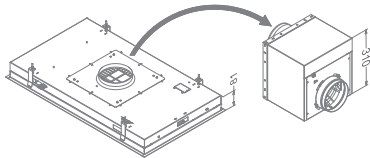
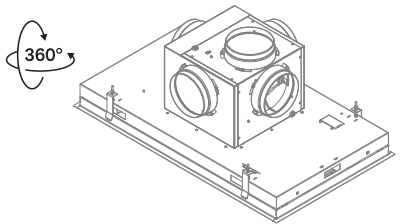
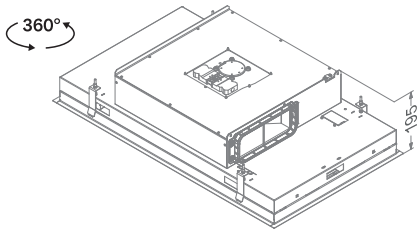
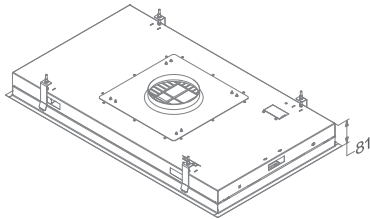
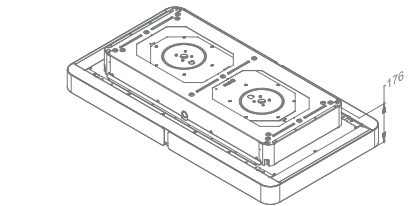
Models without a motor are combined with an interior motor, wall-mounted motor or flat roof motor

#### Ceiling unit with compact motor

The ceiling unit, including the compact motor, has a built-in height of only 19.5 cm. The exhaust can be turned to the right, left, front or rear. This motor cannot be removed.

#### Ceiling unit with a Cubic motor

The integrated Cubic motor offers the necessary flexibility, because the exhaust can be rotated in all directions (right, left, front, rear or above).  
With an optional kit (800.997), the Cubic motor can also be removed and placed elsewhere in the house. A 5 m cable (included) connects the ceiling unit with the motor.  
If required, this cable can also be extended (optional). This extension cable is connected to the existing cable and has a length of 5 m.



## Overview of ceiling units

### Step 2

### Step 1

Novy Pureline 90 cm		With LED lights		Without LED lights	
Stainless steel	Compact motor with Novy Sense sensor	6910			
	Compact motor	6810			
	Cubic motor with Novy Sense sensor	6930			
	Cubic motor	6830	Cubic motor	6833	
	Motor not included	6835	Motor not included	6838	
	Compact motor with Novy Sense sensor	6911			
	Compact motor	6811			
	Cubic motor with Novy Sense sensor	6931			
	Cubic motor	6831	Cubic motor	6834	
	Motor not included	6836	Motor not included	6839	
	Compact motor with Novy Sense sensor	6912			
	Compact motor	6812			
White	Cubic motor with Novy Sense sensor	6932			
	Compact motor with Novy Sense sensor	6920			
	Compact motor	6820			
	Cubic motor with Novy Sense sensor	6940			
	Cubic motor	6840	Cubic motor	6843	
	Motor not included	6845	Motor not included	6848	
	Compact motor with Novy Sense sensor	6921			
	Compact motor	6821			
	Cubic motor with Novy Sense sensor	6941			
	Cubic motor	6841	Cubic motor	6844	
	Motor not included	6846	Motor not included	6849	
	Compact motor with Novy Sense sensor	6922			
Black	Compact motor	6822			
	Cubic motor with Novy Sense sensor	6942			

Novy Pureline 120 cm	Stainless steel	Compact motor with Novy Sense sensor	6920		
	Stainless steel	Compact motor	6820		
	Stainless steel	Cubic motor with Novy Sense sensor	6940		
	Stainless steel	Cubic motor	6840	Cubic motor	6843
	Stainless steel	Motor not included	6845	Motor not included	6848
	White	Compact motor with Novy Sense sensor	6921		
	White	Compact motor	6821		
	White	Cubic motor with Novy Sense sensor	6941		
	White	Cubic motor	6841	Cubic motor	6844
	White	Motor not included	6846	Motor not included	6849
	Black	Compact motor with Novy Sense sensor	6922		
	Black	Compact motor	6822		
	Black	Cubic motor with Novy Sense sensor	6942		

Novy Maxi Pureline 150 cm	Stainless steel			Motor not included	855
	White			Motor not included	856

Novy Cloud 110 cm	White	Motor, recirculation	230		
	Black	Motor, recirculation	232		



# Novy Cloud

- Fine lines for pure design
- Adjustable light intensity and colour temperature from 2,700 K to 5,000 K
- Recirculation as standard for additional planning options (carbon filter with a life span of up to 900 cooking hours)
- Limited installation height of only 17.6 cm
- Extended lighting function for the right amount of light and atmosphere during and after cooking (cooking mode and mood mode)
- Operation and settings possible via smartphone or tablet (Novy Connect), as well as via remote control



**Distance**  
Maximum distance between cooker hood and hob.



**InTouch**  
Standard with function for controlling the cooker hood from the hob.



**Recirculation**  
Standard with recirculation.



**Novy Connect**  
Operation and settings possible via smartphone or tablet.



Width (cm)	Motor	Colour	Flow setting 4 (m³/h)	Sound level during normal use in dB(A) (re 1 pW)		Ref.
				Minimum	Maximum	
110	Integrated	White	504	49	68	230
	Integrated	Black	504	49	68	232

Noise levels measured in accordance with IEC 60704-2-13 standards, flow rates according to IEC 61591.

Video  
Novy Cloud





Technical specifications

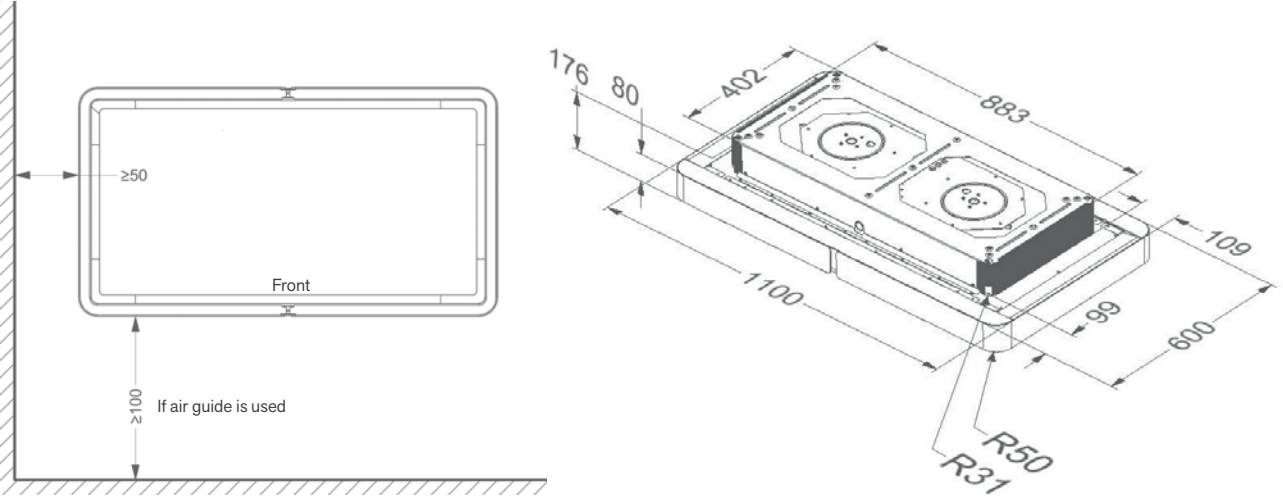
<div><div></div><div><b>Novy Cloud</b> 230 white / 232 black</div></div>	
<b>Functions</b>	
Controls	Remote control / Novy Connect
Number of speed settings	4
With noise reduction	•
Recirculation	• (monoblock)
InTouch function for hobs	•
Auto-Stop, automatic switch-off after 3 hours	•
Run-on timer (min.)	30
Cleaning indicator for grease filter	•
Replacement indicator for recirculation filter	•
<b>Lighting</b>	
Type of lighting (W)	LED strip (33) / dimmable
Lighting colour cooking mode (K)	Default setting 4,000 (adjustable between 2,700 and 5,000)
Lighting colour ambient mode (K)	Default setting 2,700 (adjustable between 2,700 and 5,000)
<b>Technical characteristics</b>	
Colour	230 white (≈RAL 9003) 232 black (≈RAL 9005)
Integrated motor	• (not removable)
Weight cooker hood (kg)	35.5
Mains voltage (V) / Electrical connection value (W)	230 / 175
<b>Dimensions</b>	
Dimensions (W×D×H) (mm)	1100×600×176
Exhaust position	Left and right
Recommended installation height with an induction cooker (Hmin–Hmax) (mm)	600–1600
Recommended installation height with an electric or ceramic cooker (Hmin–Hmax) (mm)	600–1600
Recommended installation height with a gas cooker (Hmin–Hmax) (mm)	650–1600

Air quantity and sound level

Type		Maximum free flow rate (m³/h)	Air quantity (m³/h) / pressure (Pa)				Noise level dB(A) sound pressure (re20µPa) / sound power (re 1pW)			
			Setting I	Setting II	Setting III	Setting IV	Setting I	Setting II	Setting III	Setting IV
230	Integrated	1010	187	272	343	504	37 / 49	42 / 54	48 / 60	56 / 68
232	motor									

Noise levels measured in accordance with IEC 60704-2-13 standards, flow rates according to IEC 61591.

Technical drawings



The minimum distance from the left and/or right side of the Cloud to a wall or window may not be less than 50 cm.

Use the supplied air guide if the distance between the left and/or right side of the cooker hood and a wall or window is 50 to 100 cm. At the front of the cooker hood, where the air is blown out, the distance to the wall must then be at least 100 cm.

Accessories

	Reference	230	232
<b>Miscellaneous</b>			
Monoblock replacement filters (set per 4)	230.060	•	•
Grease filter (replacement) (2 pcs to order)	230.020	•	•
Mounting frame black	230.500	•	
Mounting frame white	230.510		•











NOVY

PREMIUM  
INNOVATION  
PRODUCT

# Novy Pureline Pro Compact

- A built-in height of only 19.5 cm thanks to a compact motor
- Flexible installation possibilities due to rotating motor in several directions (left, right, front or rear)
- Maximum efficiency yet extremely quiet
- LED lighting warm white (2,700 K) adjustable to neutral white (5,000 K)
- Ultra slim led strip with extensive lighting function for the right amount of light and atmosphere during and after cooking (cooking mode and ambient mode)
- Automatic speed control with the Novy Sense sensor for detection of cooking vapours and odour
- Operation and settings possible via smartphone or tablet (Novy Connect), as well as via remote control
- Recirculation optional: carbon filter with a life span of up to 900 cooking hours



**Distance**  
Maximum distance between cooker hood and hob.



**InTouch**  
Standard with function for controlling the cooker hood from the hob.



**Recirculation**  
Recirculation is optional.



**Novy Connect**  
Operation and settings possible via smartphone or tablet.



Width (cm)	Motor	Colour	EEI	Flow power function (m³/h)	Sound level during normal use in dB(A) (re 1 pW)		Ref.
					Minimum	Maximum	
90	Integrated, compact motor	Stainless steel	B	618	41	62	6910
	Integrated, compact motor	White	B	618	41	62	6911
	Integrated, compact motor	Black	B	618	41	62	6912
120	Integrated, compact motor	Stainless steel	B	619	41	62	6920
	Integrated, compact motor	White	B	619	41	62	6921
	Integrated, compact motor	Black	B	619	41	62	6922

Noise levels measured in accordance with IEC 60704-2-13 standards, flow rates according to IEC 61591.



Technical specifications



**Novy Pureline Pro Compact 90 cm**  
6910 stainless steel / 6911 white / 6912 black



**Novy Pureline Pro Compact 120 cm**  
6920 stainless steel / 6921 white / 6922 black

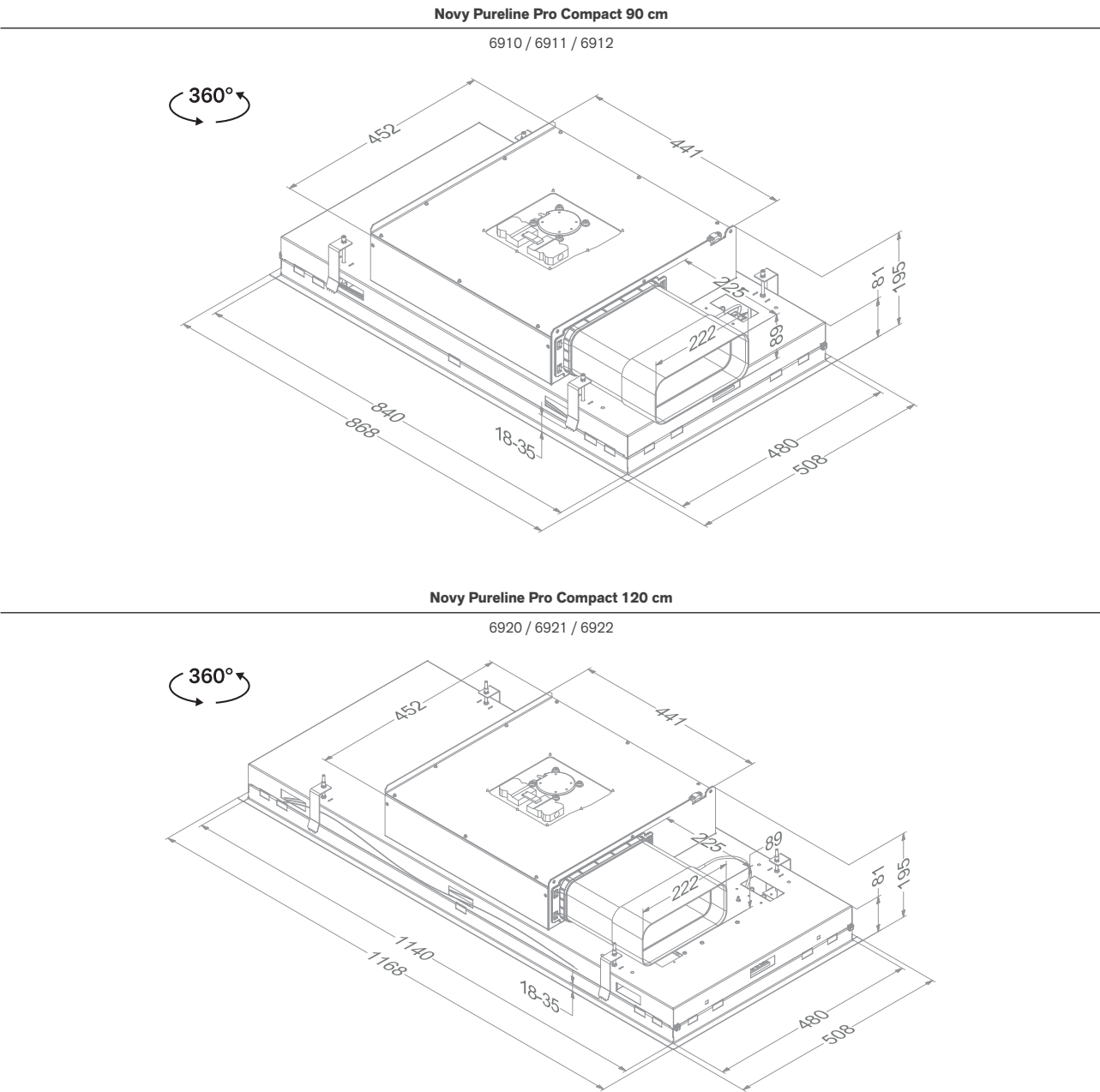
Functions		
Controls	Remote control + Novy Connect	Remote control + Novy Connect
Number of speed settings	3 + power function	3 + power function
Power setting with automatic downshift (min.)	6	6
Automatic speed control via Novy Sense sensor	▪	▪
With noise reduction	▪	▪
Recirculation	Optional (monoblock)	Optional (monoblock)
InTouch function for hobs	▪	▪
Auto-Stop, automatic switch-off after 3 hours	▪	▪
Run-on timer (min.)	10	10
Cleaning indicator for grease filter	▪	▪
Replacement indicator for recirculation filter	▪	▪
Lighting		
Type of lighting (W)	LED (20) / dimmable	LED (21) / dimmable
Lighting colour cooking mode (K)	Default setting 4,000 (adjustable between 2,700 and 5,000)	Default setting 4,000 (adjustable between 2,700 and 5,000)
Lighting colour ambient mode (K)	Default setting 2,700 (adjustable between 2,700 and 5,000)	Default setting 2,700 (adjustable between 2,700 and 5,000)
Technical characteristics		
Colour	6910 stainless steel 6911 white (≈RAL 9003) 6912 black (≈RAL 9005)	6920 stainless steel 6921 white (≈RAL 9003) 6922 black (≈RAL 9005)
Integrated motor	▪ (not removable)	▪ (not removable)
Weight cooker hood (kg)	29	32
Mains voltage (V) / Electrical connection value (W)	230 / 178	230 / 184
Dimensions		
Dimensions (W×D×H) (mm)	868×508×195	1168×508×195
Opening (LxW) (mm)	845×485	1145×485
Exhaust opening diameter (mm)	89×222	89×222
Exhaust position	Right / left / front / rear	Right / left / front / rear
Recommended installation height with an induction cooker (Hmin–Hmax) (mm)	600–1600	600–1600
Recommended installation height with an electric or ceramic cooker (Hmin–Hmax) (mm)	600–1600	600–1600
Recommended installation height with a gas cooker (Hmin–Hmax) (mm)	650–1600	650–1600

Air quantity and sound level

		Maximum flow rate (m³/h)	Air quantity (m³/h) / pressure (Pa)				Noise level dB(A) sound pressure (re20µPa) / sound power (re 1 pW)			
Type			Setting I	Setting II	Setting III	Power setting	Setting I	Setting II	Setting III	Power setting
6910, 6911, 6912	Integrated motor	750	257 / 52	474 / 192	550 / 272	618 / 478	29 / 41	44 / 57	48 / 62	50 / 63
6920, 6921, 6922	Integrated motor	750	251 / 50	468 / 187	548 / 267	619 / 506	28 / 41	45 / 57	50 / 62	51 / 63

Noise levels measured in accordance with IEC 60704-2-13 standards, flow rates according to IEC 61591.

Technical drawings





Accessories

	Reference	6910	6911	6912	6920	6921	6922
Miscellaneous							
Grease filter (replacement) (2 pcs to order)	6830.020	▪	▪	▪	▪	▪	▪
Input / output module	990.036	▪	▪	▪	▪	▪	▪
Flat flexible tube (89×222×750 mm)	906.408	▪	▪	▪	▪	▪	▪



Accessories

	Reference	6910	6911	6912	6920	6921	6922
Recirculation with exhaust box							
Exhaust box with monoblock filter (270×500×295 mm)							
White (≈RAL 9003)	841.400	▪	▪	▪	▪	▪	▪
Black (≈RAL 9005)	842.400	▪	▪	▪	▪	▪	▪
Grey (≈RAL 7030)	843.400	▪	▪	▪	▪	▪	▪
Monoblock replacement filter for exhaust box 841.400, 842.400 and 843.400	830.055	▪	▪	▪	▪	▪	▪
Low built-in box (140 mm high) with monoblock filter (140×820×292 mm)							
White (≈RAL 9003)	7931.400	▪	▪	▪	▪	▪	▪
Black (≈RAL 9005)	7932.400	▪	▪	▪	▪	▪	▪
Grey (≈RAL 7030)	7933.400	▪	▪	▪	▪	▪	▪
Monoblock replacement filter for exhaust box 7931.400, 7932.400 and 7933.400 (2 pcs to order)	7900.055	▪	▪	▪	▪	▪	▪
Technical details recirculationboxes see p. 210-211							





NOVY

PREMIUM  
INNOVATION  
PRODUCT

# Novy Pureline Compact

- A built-in height of only 19.5 cm thanks to a compact motor
- Flexible installation possibilities due to rotating motor in several directions (left, right, front or rear)
- Maximum efficiency yet extremely quiet
- LED lighting warm white (2,700 K) adjustable to neutral white (4,000 K)
- Integrated dimmable LED lighting
- Recirculation optional: carbon filter with a life span of up to 900 cooking hours

Novy Pureline Compact / Ceiling Units



84 – 85



**Distance**  
Maximum distance between cooker hood and hob.



**InTouch**  
Standard with function for controlling the cooker hood from the hob.



**Recirculation**  
Recirculation is optional.



Width (cm)	Motor	Colour	EEI	Flow power function (m³/h)	Sound level during normal use in dB(A) (re 1 pW)		Ref.
					Minimum	Maximum	
90	Integrated, compact motor	Stainless steel	B	650	38	59	6810
	Integrated, compact motor	White	B	650	38	59	6811
	Integrated, compact motor	Black	B	650	38	59	6812
120	Integrated, compact motor	Stainless steel	B	651	38	59	6820
	Integrated, compact motor	White	B	651	38	59	6821
	Integrated, compact motor	Black	B	651	38	59	6822

Noise levels measured in accordance with IEC 60704-2-13 standards, flow rates according to IEC 61591.

CEILING  
UNITS



Technical specifications



Functions		
Controls	Buttons + remote control	Buttons + remote control
Number of speed settings	3 + power function	3 + power function
Power setting with automatic downshift (min.)	6	6
With noise reduction	▪	▪
Recirculation	Optional (monoblock)	Optional (monoblock)
InTouch function for hobs	▪	▪
Auto-Stop, automatic switch-off after 3 hours	▪	▪
Run-on timer (min.)	10	10
Cleaning indicator for grease filter	▪	▪
Replacement indicator for recirculation filter	▪	▪

Lighting		
Type of lighting (number/W)	LED (4×2) / dimmable	LED (4×2) / dimmable
Lighting colour (K)	2,700 or 4,000	2,700 or 4,000
External lighting to connect and operate with remote control	Optional (kit 990.030)	Optional (kit 990.030)

Technical characteristics		
Colour	6810 stainless steel 6811 white (≈RAL 9003) 6812 black (≈RAL 9005)	6820 stainless steel 6821 white (≈RAL 9003) 6822 black (≈RAL 9005)
Integrated motor	▪ (not removable)	▪ (not removable)
Weight cooker hood / motor casing (kg)	27.8	30.8
Mains voltage (V) / Electrical connection value (W)	230 / 171	230 / 171

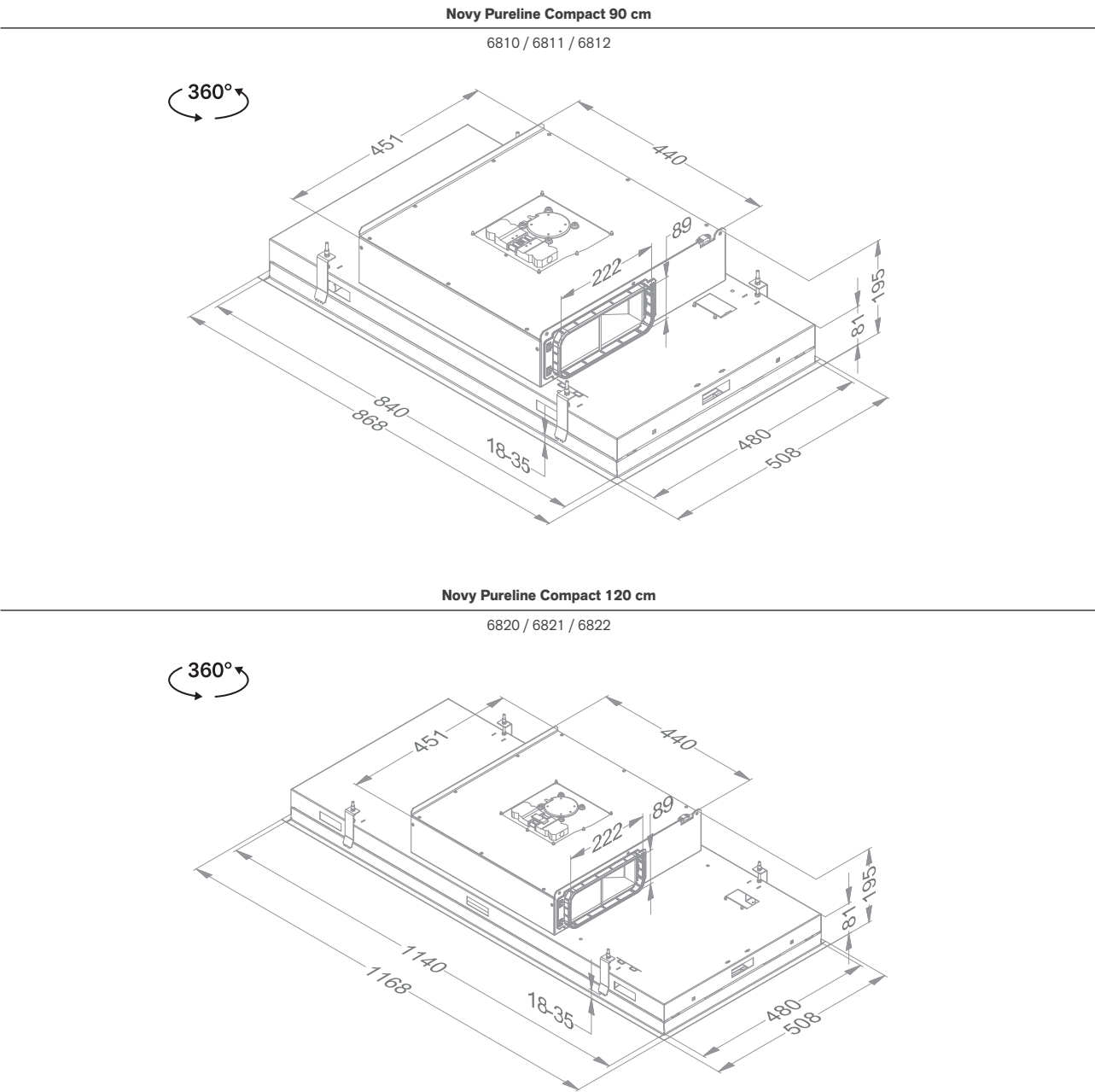
Dimensions		
Dimensions (W×D×H) (mm)	868×508×195	1168×508×195
Opening (L×W) (mm)	845×485	1145×485
Exhaust opening diameter (mm)	89×222	89×222
Exhaust position	Right / left / front / rear	Right / left / front / rear
Recommended installation height with an induction cooker (Hmin–Hmax) (mm)	600–1600	600–1600
Recommended installation height with an electric or ceramic cooker (Hmin–Hmax) (mm)	600–1600	600–1600
Recommended installation height with a gas cooker (Hmin–Hmax) (mm)	650–1600	650–1600

Air quantity and sound level

Type		Maximum flow rate (m³/h)	Air quantity (m³/h) / pressure (Pa)				Noise level dB(A) sound pressure (re20µPa) / sound power (re 1pW)			
			Setting I	Setting II	Setting III	Power setting	Setting I	Setting II	Setting III	Power setting
6810, 6811, 6812	Integrated motor	750	244 / 40	443 / 142	581 / 266	650 / 483	27 / 38	40 / 52	47 / 59	51 / 63
6820, 6821, 6822	Integrated motor	750	240 / 40	444 / 140	582 / 265	651 / 484	27 / 38	40 / 52	47 / 59	51 / 63

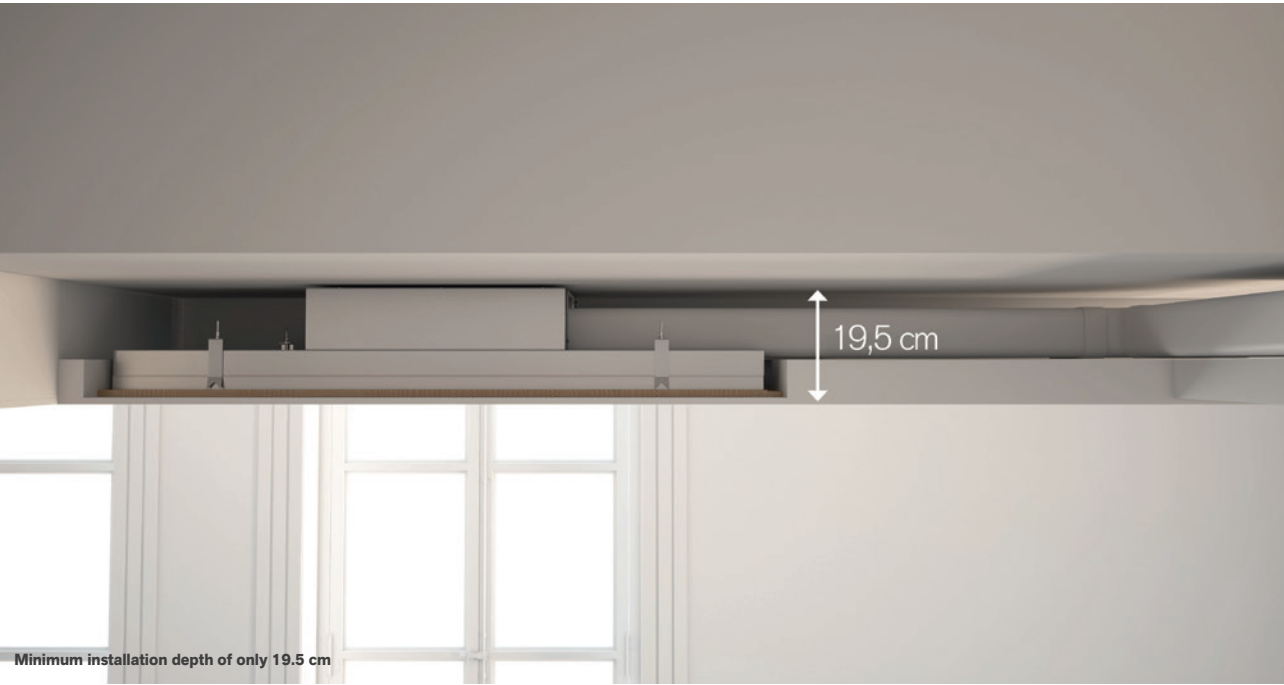
Noise levels measured in accordance with IEC 60704-2-13 standards, flow rates according to IEC 61591.

Technical drawings



Accessories

	Reference	6810	6811	6812	6820	6821	6822
Miscellaneous							
Grease filter (replacement) (2 pcs to order)	6830.020	▪	▪	▪	▪	▪	▪
Kit connection with external cover and/or lighting	990.030	▪	▪	▪	▪	▪	▪
Flat flexible tube (89×222×750 mm)	906.408	▪	▪	▪	▪	▪	▪



Accessories

	Reference	6810	6811	6812	6820	6821	6822
Recirculation with exhaust box							
Exhaust box with monoblock filter (270×500×295 mm)							
White (≈RAL 9003)	841.400	▪	▪	▪	▪	▪	▪
Black (≈RAL 9005)	842.400	▪	▪	▪	▪	▪	▪
Grey (≈RAL 7030)	843.400	▪	▪	▪	▪	▪	▪
Monoblock replacement filter for exhaust box 841.400, 842.400 and 843.400	830.055	▪	▪	▪	▪	▪	▪
Low built-in box (140 mm high) with monoblock filter (140×820×292 mm)							
White (≈RAL 9003)	7931.400	▪	▪	▪	▪	▪	▪
Black (≈RAL 9005)	7932.400	▪	▪	▪	▪	▪	▪
Grey (≈RAL 7030)	7933.400	▪	▪	▪	▪	▪	▪
Monoblock replacement filter for exhaust box 7931.400, 7932.400 and 7933.400 (2 pcs to order)	7900.055	▪	▪	▪	▪	▪	▪
Technical details recirculationboxes see p. 210-211							








NOVY

PREMIUM  
INNOVATION  
PRODUCT

# Novy Pureline Pro

- Maximum efficiency yet extremely quiet
- LED lighting warm white (2,700 K) adjustable to neutral white (5,000 K)
- Ultra slim led strip with extensive lighting function for the right amount of light and atmosphere during and after cooking (cooking mode and ambient mode)
- Automatic speed control with the Novy Sense sensor for detection of cooking vapours and odour
- With a Cubic motor; which can be rotated in all directions and with optional kit removable for indoor installation
- Operation and settings possible via smartphone or tablet (Novy Connect), as well via remote control
- Recirculation optional: carbon filter with a life span of up to 900 cooking hours



**Distance**  
Maximum distance between cooker hood and hob.



**InTouch**  
Standard with function for controlling the cooker hood from the hob.



**Recirculation**  
Recirculation is optional.



**Novy Connect**  
Operation and settings possible via smartphone or tablet.



Width (cm)	Motor	Colour	EEI	Flow power function (m³/h)	Sound level during normal use in dB(A) (re 1 pW)		Ref.
					Minimum	Maximum	
90	Integrated, cubic motor or remotely inside	Stainless steel	A	713	41	59	6930
	Integrated, cubic motor or remotely inside	White	A	713	41	59	6931
	Integrated, cubic motor or remotely inside	Black	A	713	41	59	6932
120	Integrated, cubic motor or remotely inside	Stainless steel	A	714	39	59	6940
	Integrated, cubic motor or remotely inside	White	A	714	39	59	6941
	Integrated, cubic motor or remotely inside	Black	A	714	39	59	6942

Noise levels measured in accordance with IEC 60704-2-13 standards, flow rates according to IEC 61591.

Video  
Novy Pureline Pro



Technical specifications



Functions		
Controls	Remote control + Novy Connect	Remote control + Novy Connect
Number of speed settings	3 + power function	3 + power function
Power setting with automatic downshift (min.)	6	6
Automatic speed control via Novy Connect	▪	▪
With noise reduction	▪	▪
Recirculation	Optional (monoblock)	Optional (monoblock)
InTouch function for hobs	▪	▪
Auto-Stop, automatic switch-off after 3 hours	▪	▪
Run-on timer (min.)	10	10
Cleaning indicator for grease filter	▪	▪
Replacement indicator for recirculation filter	▪	▪
Lighting		
Type of lighting (W)	LED (20) / dimmable	LED (21) / dimmable
Lighting colour cooking mode (K)	Default setting 4,000 (adjustable between 2,700 and 5,000)	Default setting 4,000 (adjustable between 2,700 and 5,000)
Lighting colour ambient mode (K)	Default setting 2,700 (adjustable between 2,700 and 5,000)	Default setting 2,700 (adjustable between 2,700 and 5,000)

Technical characteristics		
Colour	6930 stainless steel 6931 white (≈RAL 9003) 6932 black (≈RAL 9005)	6940 stainless steel 6941 white (≈RAL 9003) 6942 black (≈RAL 9005)
Integrated motor	▪	▪
Possibility to remotely place the motor indoors	Optional (kit 800.997)	Optional (kit 800.997)
Weight cooker hood / motor casing (kg)	23 / 6	26 / 6
Mains voltage (V) / Electrical connection value (W)	230 / 198	230 / 193

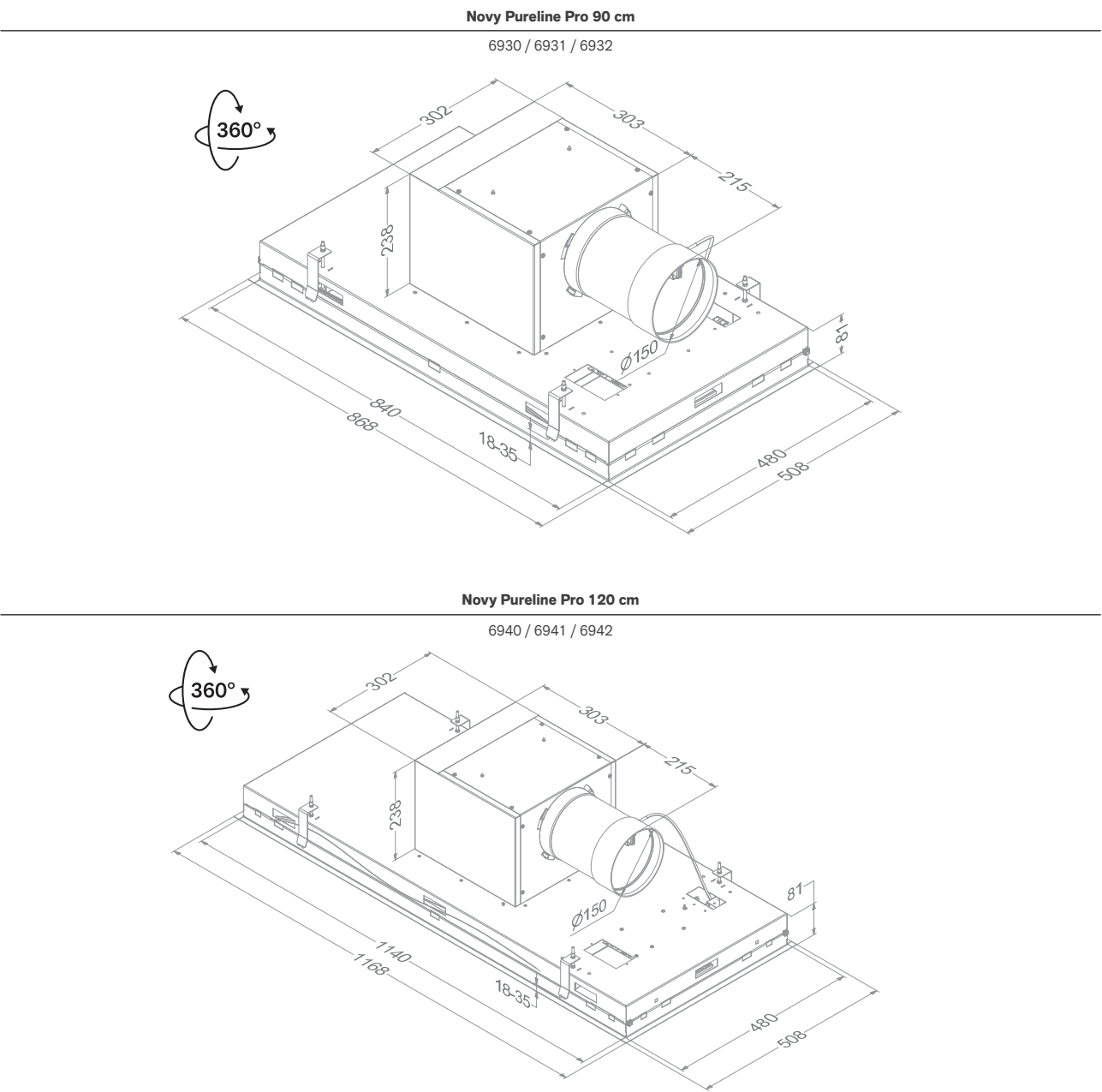
Dimensions		
Dimensions (W×D×H) (mm)	868×508×319	1168×508×319
Height of ceiling unit incl. mounting clamps (without the motor box) (mm)	133	133
Opening (LxW) (mm)	845×485	1145×485
Exhaust opening diameter (mm)	150	150
Exhaust position	Top / right / left / front / rear	Top / right / left / front / rear
Recommended installation height with an induction cooker (Hmin–Hmax) (mm)	600–1600	600–1600
Recommended installation height with an electric or ceramic cooker (Hmin–Hmax) (mm)	600–1600	600–1600
Recommended installation height with a gas cooker (Hmin–Hmax) (mm)	650–1600	650–1600

Air quantity and sound level

Type		Maximum flow rate (m³/h)	Air quantity (m³/h) / pressure (Pa)				Noise level dB(A) sound pressure (re20µPa) / sound power (re 1 pW)			
			Setting I	Setting II	Setting III	Power setting	Setting I	Setting II	Setting III	Power setting
6930, 6931, 6932	Integrated motor	975	275 / 123	470 / 349	616 / 383	713 / 385	28 / 41	40 / 52	46 / 59	49 / 61
6940, 6941, 6942	Integrated motor	975	262 / 98	466 / 343	617 / 391	714 / 391	27 / 39	40 / 52	46 / 59	49 / 62

Noise levels measured in accordance with IEC 60704-2-13 standards, flow rates according to IEC 61591.

Technical drawings





Accessories

	Reference	6930	6931	6932	6940	6941	6942
Miscellaneous							
Grease filter (replacement) (2 pcs to order)	6830.020	▪	▪	▪	▪	▪	▪
Kit to install the remote motor inside	800.997	▪	▪	▪	▪	▪	▪
Adapter to connect a flat duct (exhaust direction right, left, front, behind)	6930.050	▪	▪	▪	▪	▪	▪
Extension cable for remote motors (5 m)	7000.094	▪	▪	▪	▪	▪	▪
Input / output module	990.036	▪	▪	▪	▪	▪	▪



Accessories

	Reference	6930	6931	6932	6940	6941	6942
Recirculation with exhaust box							
Exhaust box with monoblock filter (270×500×295 mm)							
White (≈RAL 9003)	841.400	▪	▪	▪	▪	▪	▪
Black (≈RAL 9005)	842.400	▪	▪	▪	▪	▪	▪
Grey (≈RAL 7030)	843.400	▪	▪	▪	▪	▪	▪
Monoblock replacement filter for exhaust box 841.400, 842.400 and 843.400	830.055	▪	▪	▪	▪	▪	▪
Low built-in box (140 mm high) with monoblock filter (140×820×292 mm)							
White (≈RAL 9003)	7931.400	▪	▪	▪	▪	▪	▪
Black (≈RAL 9005)	7932.400	▪	▪	▪	▪	▪	▪
Grey (≈RAL 7030)	7933.400	▪	▪	▪	▪	▪	▪
Monoblock replacement filter for exhaust box 7931.400, 7932.400 and 7933.400 (2 pcs to order)	7900.055	▪	▪	▪	▪	▪	▪
Technical details recirculationboxes see p. 210-211							





# Novy Pureline with lighting

- Maximum efficiency yet extremely quiet
- LED lighting warm white (2,700 K) adjustable to neutral white (4,000 K)
- Integrated dimmable LED lighting
- Flexible installation thanks to models:
  - With a Cubic motor; which can be rotated in all directions and with optional kit removable for indoor installation
  - Without a motor; for use with an external motor
- Recirculation optional: carbon filter with a life span of up to 900 cooking hours



**Distance**  
Maximum distance between cooker hood and hob.



**InTouch**  
Standard with function for controlling the cooker hood from the hob.



**Recirculation**  
Recirculation is optional.







Width (cm)	Motor	Colour	EEI	Flow power function (m³/h)	Sound level during normal use in dB(A) (re 1 pW)		Ref.
					Minimum	Maximum	
90	Integrated Cubic motor or remote inside	Stainless steel	A+	634	34	55	6830
	Integrated Cubic motor or remote inside	White	A+	634	34	55	6831
	Not included <sup>(1)</sup>	Stainless steel		<sup>(1)</sup>	<sup>(1)</sup>	<sup>(1)</sup>	6835
	Not included <sup>(1)</sup>	White		<sup>(1)</sup>	<sup>(1)</sup>	<sup>(1)</sup>	6836
120	Integrated Cubic motor or remote inside	Stainless steel	A+	615	35	55	6840
	Integrated Cubic motor or remote inside	White	A+	615	35	55	6841
	Not included <sup>(1)</sup>	Stainless steel		<sup>(1)</sup>	<sup>(1)</sup>	<sup>(1)</sup>	6845
	Not included <sup>(1)</sup>	White		<sup>(1)</sup>	<sup>(1)</sup>	<sup>(1)</sup>	6846

Noise levels measured in accordance with IEC 60704-2-13 standards, flow rates according to IEC 61591.

(1) This model should be connected to a wall motor or roof motor (see accessories).



Technical specifications

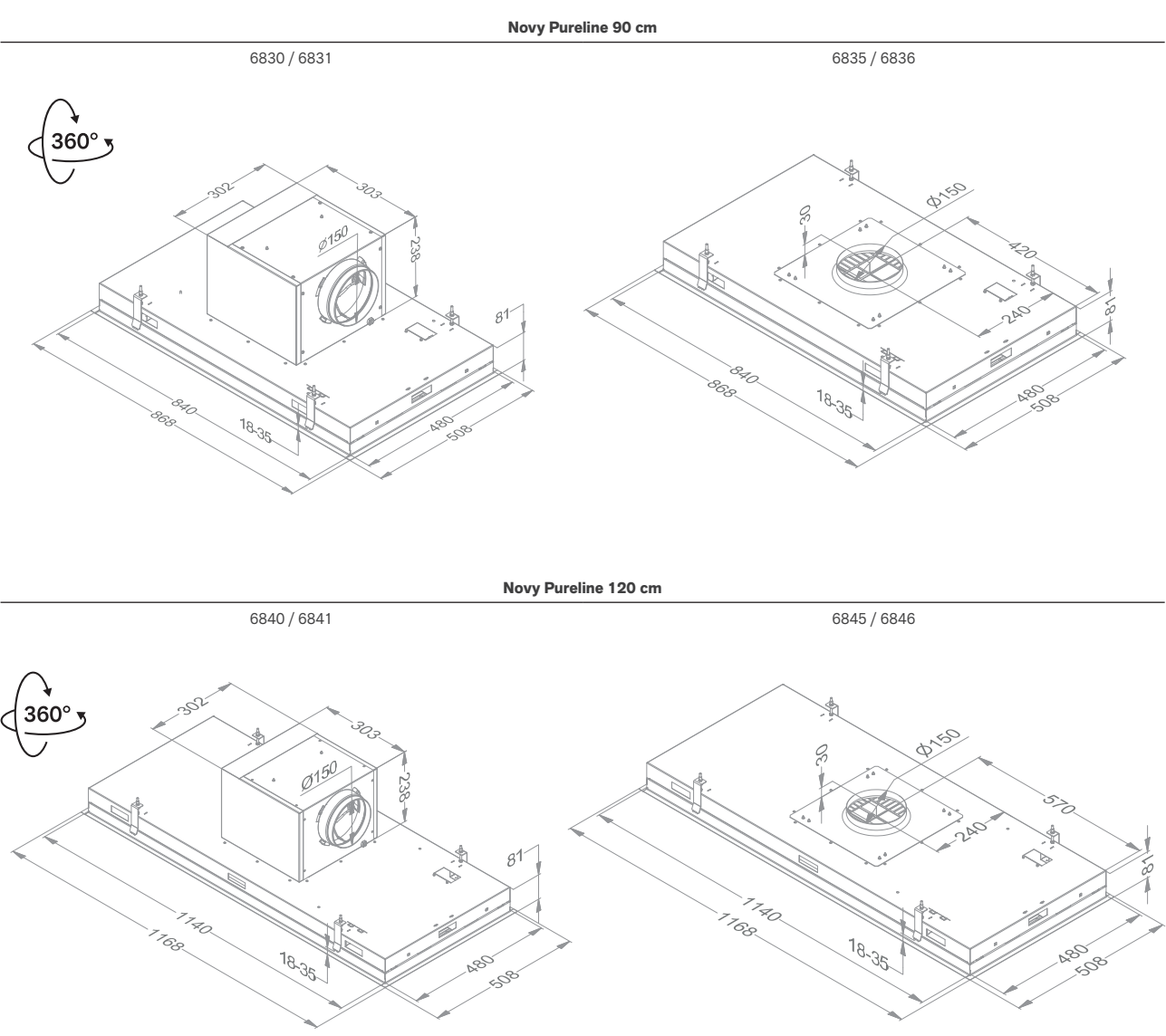
				
	<b>Novy Pureline 90 cm 6830 stainless steel / 6831 white</b>	<b>Novy Pureline 90 cm 6835 stainless steel / 6836 white Motor not included</b>	<b>Novy Pureline 120 cm 6840 stainless steel / 6841 white</b>	<b>Novy Pureline 120 cm 6845 stainless steel / 6846 white Motor not included</b>
<b>Functions</b>				
Controls	Buttons + remote control	Buttons + remote control	Buttons + remote control	Buttons + remote control
Number of speed settings	3 + power function	3 + power function	3 + power function	3 + power function
Power setting with automatic downshift (min.)	6	6	6	6
With noise reduction	▪		▪	
Recirculation	Optional (monoblock)		Optional (monoblock)	
InTouch function for hobs	▪	▪	▪	▪
Auto-Stop, automatic switch-off after 3 hours	▪	▪	▪	▪
Run-on timer (min.)	10	10	10	10
Cleaning indicator for grease filter	▪	▪	▪	▪
Replacement indicator for recirculation filter	▪		▪	
<b>Lighting</b>				
Type of lighting (number/W)	LED (4×2) / dimmable	LED (4×2) / dimmable	LED (4×2) / dimmable	LED (4×2) / dimmable
Lighting colour (K)	2,700 or 4,000	2,700 or 4,000	2,700 or 4,000	2,700 or 4,000
External lighting to connect and operate with remote control	Optional (kit 990.030)	Optional (kit 990.030)	Optional (kit 990.030)	Optional (kit 990.030)
<b>Technical characteristics</b>				
Colour	6830 stainless steel 6831 white (≈RAL 9003)	6835 stainless steel 6836 white (≈RAL 9003)	6840 stainless steel 6841 white (≈RAL 9003)	6845 stainless steel 6846 white (≈RAL 9003)
Integrated motor	▪		▪	
Option to install the remote motor inside	Optional (kit 800.997)		Optional (kit 800.997)	
Motor not included (suitable for wall motor, flat roof motor outside)		▪ <sup>(1)</sup>		▪ <sup>(1)</sup>
Weight cooker hood / motor casing (kg)	21.5 / 6	16.5 + motor	24.5 / 6	19.5 + motor
Mains voltage (V) / Electrical connection value (W)	230 / 117	230 / 13 + motor	230 / 118	230 / 13 + motor
<b>Dimensions</b>				
Dimensions (W×D×H) (mm)	868×508×319	868×508×81	1168×508×319	1168×508×81
Height of ceiling unit including mounting clamps (without the motor box) (mm)	133	133	133	133
Opening (L×W) (mm)	845×485	845×485	1145×485	1145×485
Exhaust opening diameter (mm)	150	150	150	150
Exhaust position	Top / right / left / front / rear	Top	Top / right / left / front / rear	Top
Recommended installation height with an induction cooker (Hmin–Hmax) (mm)	600–1600	600–1600	600–1600	600–1600
Recommended installation height with an electric or ceramic cooker (Hmin–Hmax) (mm)	600–1600	600–1600	600–1600	600–1600
Recommended installation height with a gas cooker (Hmin–Hmax) (mm)	650–1600	650–1600	650–1600	650–1600

Air quantity and sound level

		Maximum flow rate (m³/h)	Air quantity (m³/h) / pressure (Pa)				Noise level dB(A) sound pressure (re20µPa) / sound power (re 1 pW)			
Ref.			Setting I	Setting II	Setting III	Power setting	Setting I	Setting II	Setting III	Power setting
6830, 6831	Integrated motor	815	234 / 66	416 / 238	549 / 381	634 / 379	22 / 34	35 / 48	42 / 55	46 / 59
6835, 6836	Not included	(1)	(1)	(1)	(1)	(1)	(1)	(1)	(1)	(1)
6840, 6841	Integrated motor	815	246 / 84	407 / 251	535 / 382	615/ 384	24 / 35	35 / 47	42 / 55	46 / 58
6845, 6846	Not included	(1)	(1)	(1)	(1)	(1)	(1)	(1)	(1)	(1)

Noise levels measured in accordance with IEC 60704-2-13 standards, flow rates according to IEC 61591.

Technical drawings



<sup>(1)</sup> These models should be connected to a wall motor or roof motor (see accessories). The air volume/noise level depends on the type of motor and installation.

<sup>(1)</sup> These models should be connected to a wall motor or roof motor (see accessories). The air volume/noise level depends on the type of motor and installation.

Accessories

	Reference	6830	6831	6835	6836	6840	6841	6845	6846
<b>Motor at a distance</b>									
Remote motor for inside	245.999			•	•			•	•
Wall motor, minimum 5 m between cooker hood and motor	445.999			•	•			•	•
Roof motor 48.8 cm height	745.999			•	•			•	•
Roof motor with noise reduction 78.4 cm height	755.999			•	•			•	•
Technical details motors see p. 212-213									
<b>Miscellaneous</b>									
Grease filter (replacement) (2 pcs to order)	6830.020	•	•	•	•	•	•	•	•
Kit to install the remote motor inside	800.997	•	•			•	•		
Adapter to connect a flat duct (exhaust direction right, left, front, behind)	6830.053	•	•	•	•	•	•	•	•
Extension cable for remote motors (5 m)	7000.092			•	•			•	•
Extension cable for remote motors (5 m)	7000.094	•	•			•	•		
Kit connection with external cover and/or lighting	990.030	•	•	•	•	•	•	•	•



Accessories

	Reference	6830	6831	6835	6836	6840	6841	6845	6846
<b>Recirculation with exhaust box</b>									
Exhaust box with monoblock filter (270×500×295 mm)									
White (≈RAL 9003)	841.400	•	•			•	•		
Black (≈RAL 9005)	842.400	•	•			•	•		
Grey (≈RAL 7030)	843.400	•	•			•	•		
Monoblock replacement filter for exhaust box 841.400, 842.400 and 843.400	830.055	•	•			•	•		
Low built-in box (140 mm high) with monoblock filter (140×820×292 mm)									
White (≈RAL 9003)	7931.400	•	•			•	•		
Black (≈RAL 9005)	7932.400	•	•			•	•		
Grey (≈RAL 7030)	7933.400	•	•			•	•		
Monoblock replacement filter for exhaust box 7931.400, 7932.400 and 7933.400 (2 pcs to order)	7900.055	•	•			•	•		
Technical details recirculationboxes see p. 210-211									
<b>Recirculation without exhaust box</b>									
Monoblock filter (also replacement)	6830.060	•	•			•	•		







# Novy Pureline without lighting

- Maximum efficiency yet extremely quiet
- Flexible installation thanks to models:
  - With a Cubic motor; which can be rotated in all directions and with optional kit removable for indoor installation
  - Without a motor; for use with an external motor
- No lighting, to suit your own lighting plan
- External lighting can be connected through the cooker hood and controlled via the cooker hood and/or remote control
- Recirculation optional: carbon filter with a life span of up to 900 cooking hours



**Distance**  
Maximum distance between cooker hood and hob.



**InTouch**  
Standard with function for controlling the cooker hood from the hob.



**Recirculation**  
Recirculation is optional.



Width (cm)	Motor	Colour	EEI	Flow power function (m³/h)	Sound level during normal use in dB(A) (re 1 pW)		Ref.
					Minimum	Maximum	
90	Integrated Cubic motor / remote inside	Stainless steel	A++	624	35	55	6833
	Integrated Cubic motor / remote inside	White	A++	624	35	55	6834
	Not included <sup>(1)</sup>	Stainless steel		(1)	(1)	(1)	6838
	Not included <sup>(1)</sup>	White		(1)	(1)	(1)	6839
120	Integrated Cubic motor / remote inside	Stainless steel	A++	611	36	55	6843
	Integrated Cubic motor / remote inside	White	A++	611	36	55	6844
	Not included <sup>(1)</sup>	Stainless steel		(1)	(1)	(1)	6848
	Not included <sup>(1)</sup>	White		(1)	(1)	(1)	6849

Noise levels measured in accordance with IEC 60704-2-13 standards, flow rates according to IEC 61591.

(1) This model should be connected to a wall motor or roof motor (see accessories).

Technical specifications

			
<b>Novy Pureline 90 cm 6833 stainless steel / 6834 white</b>	<b>Novy Pureline 90 cm 6838 stainless steel / 6839 white Motor not included</b>	<b>Novy Pureline 120 cm 6843 stainless steel / 6844 white</b>	<b>Novy Pureline 120 cm 6848 stainless steel / 6849 white Motor not included</b>

Functions				
Controls	Buttons + remote control	Buttons + remote control	Buttons + remote control	Buttons + remote control
Number of speed settings	3 + power function	3 + power function	3 + power function	3 + power function
Power setting with automatic downshift (min.)	6	6	6	6
With noise reduction	▪		▪	
Recirculation	Optional (monoblock)		Optional (monoblock)	
InTouch function for hobs	▪	▪	▪	▪
Auto-Stop, automatic switch-off after 3 hours	▪	▪	▪	▪
Run-on timer (min.)	10	10	10	10
Cleaning indicator for grease filter	▪	▪	▪	▪
Replacement indicator for recirculation filter	▪		▪	
Lighting				
External lighting to connect and operate with remote control (W)	Max. 300 (or with relay > 300)	Max. 300 (or with relay > 300)	Max. 300 (or with relay > 300)	Max. 300 (or with relay > 300)

Technical characteristics				
Colour	6833 stainless steel 6834 white (≈RAL 9003)	6838 stainless steel 6839 white (≈RAL 9003)	6843 stainless steel 6844 white (≈RAL 9003)	6848 stainless steel 6849 white (≈RAL 9003)
Integrated motor	▪		▪	
Option to install the remote motor inside	Optional (kit 800.997)		Optional (kit 800.997)	
Motor not included (suitable for wall motor, flat roof motor outside)		▪ <sup>(1)</sup>		▪ <sup>(1)</sup>
Weight cooker hood / motor casing (kg)	21.5 / 6	16.5 + motor	24.5 / 6	19.5 + motor
Mains voltage (V) / Electrical connection value (W)	230 / 105	230 / 0 + motor	230 / 105	230 / 0 + motor

Dimensions				
Dimensions (W×D×H) (mm)	868×508×319	868×508×81	1168×508×319	1168×508×81
Height of ceiling unit including mounting clamps (without the motor box) (mm)	133	133	133	133
Opening (L×W) (mm)	845×485	845×485	1145×485	1145×485
Exhaust opening diameter (mm)	150	150	150	150
Exhaust position	Top / right / left / front / rear	Top	Top / right / left / front / rear	Top
Recommended installation height with an induction cooker (Hmin–Hmax) (mm)	600–1600	600–1600	600–1600	600–1600
Recommended installation height with an electric or ceramic cooker (Hmin–Hmax) (mm)	600–1600	600–1600	600–1600	600–1600
Recommended installation height with a gas cooker (Hmin–Hmax) (mm)	650–1600	650–1600	650–1600	650–1600

(1) These models should be connected to a wall motor or roof motor (see accessories). The air volume/noise level depends on the type of motor and installation.

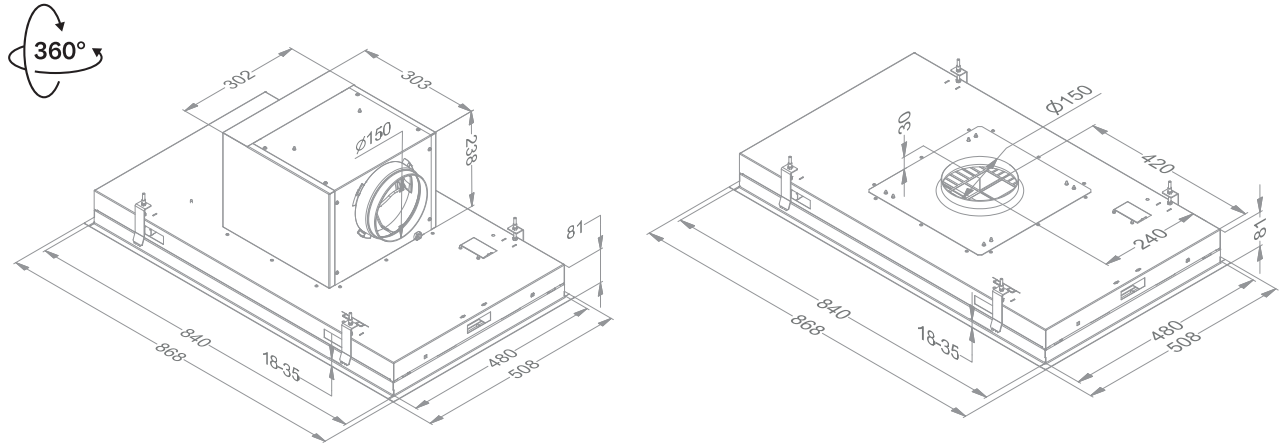
Air quantity and sound level

Type		Maximum flow rate (m³/h)	Air quantity (m³/h) / pressure (Pa)				Noise level dB(A) sound pressure (re20µPa) / sound power (re 1 pW)			
			Setting I	Setting II	Setting III	Power setting	Setting I	Setting II	Setting III	Power setting
6833, 6834	Integrated motor	815	256 / 86	417 / 235	549 / 382	624 / 382	24 / 35	35 / 47	42 / 55	46 / 58
6838, 6839	Not included	<sup>(1)</sup>	<sup>(1)</sup>	<sup>(1)</sup>	<sup>(1)</sup>	<sup>(1)</sup>	<sup>(1)</sup>	<sup>(1)</sup>	<sup>(1)</sup>	<sup>(1)</sup>
6843, 6844	Integrated motor	815	227 / 69	398 / 240	530 / 381	611 / 382	26 / 36	35 / 46	42 / 55	46 / 57
6848, 6849	Not included	<sup>(1)</sup>	<sup>(1)</sup>	<sup>(1)</sup>	<sup>(1)</sup>	<sup>(1)</sup>	<sup>(1)</sup>	<sup>(1)</sup>	<sup>(1)</sup>	<sup>(1)</sup>

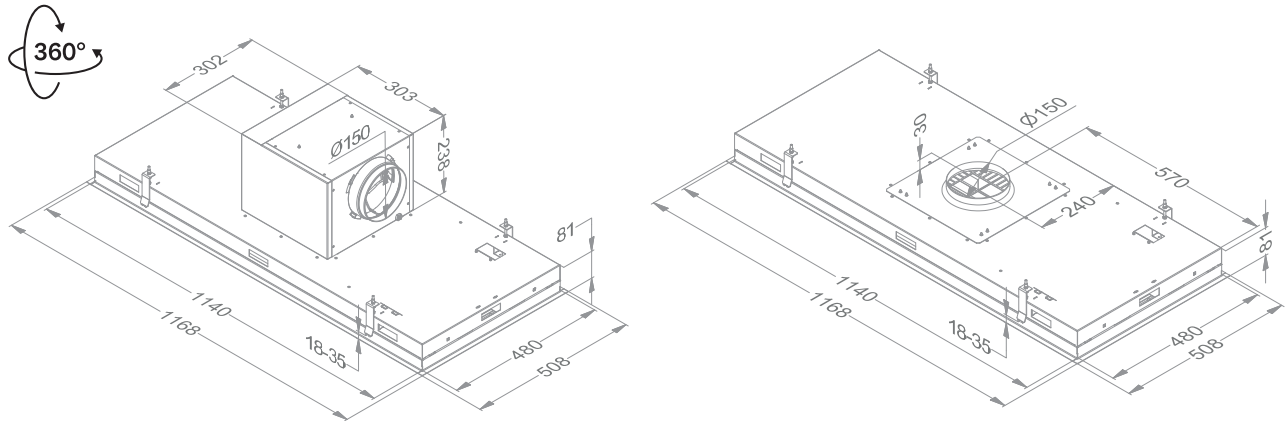
Noise levels measured in accordance with IEC 60704-2-13 standards, fl ow rates according to IEC 61591.

Technical drawings

Novy Pureline 90 cm	
6833 / 6834	6838 / 6839



Novy Pureline 120 cm	
6843 / 6844	6848 / 6849



(1) These models should be connected to a wall motor or roof motor (see accessories). The air volume/noise level depends on the type of motor and installation.



Accessories

	Reference	6833	6834	6838	6839	6843	6844	6848	6849
<b>Motor at a distance</b>									
Remote motor for inside	245.999			•	•			•	•
Wall motor, minimum 5 m between cooker hood and motor	445.999			•	•			•	•
Roof motor 48.8 cm height	745.999			•	•			•	•
Roof motor with noise reduction 78.4 cm height	755.999			•	•			•	•
Technical details motors see p. 212-213									
<b>Miscellaneous</b>									
Grease filter (replacement) (2 pcs to order)	6830.020	•	•	•	•	•	•	•	•
Kit to install the remote motor inside	800.997	•	•			•	•		
Adapter to connect a flat duct (exhaust direction right, left, front, behind)	6830.053	•	•	•	•	•	•	•	•
Extension cable for remote motors (5 m)	7000.092			•	•			•	•
Extension cable for remote motors (5 m)	7000.094	•	•			•	•		
Kit connection with external cover and/or lighting	990.030	•	•	•	•	•	•	•	•

Accessories

	Reference	6833	6834	6838	6839	6843	6844	6848	6849
<b>Recirculation with exhaust box</b>									
Exhaust box with monoblock filter (270×500×295 mm)									
White (≈RAL 9003)	841.400	•	•			•	•		
Black (≈RAL 9005)	842.400	•	•			•	•		
Grey (≈RAL 7030)	843.400	•	•			•	•		
Monoblock replacement filter for exhaust box 841.400, 842.400 and 843.400	830.055	•	•			•	•		
Low built-in box (140 mm high) with monoblock filter (140×820×292 mm)									
White (≈RAL 9003)	7931.400	•	•			•	•		
Black (≈RAL 9005)	7932.400	•	•			•	•		
Grey (≈RAL 7030)	7933.400	•	•			•	•		
Monoblock replacement filter for exhaust box 7931.400, 7932.400 and 7933.400 (2 pcs to order)	7900.055	•	•			•	•		
Technical details recirculationboxes see p. 210-211									
<b>Recirculation without exhaust box</b>									
Monoblock filter (also replacement)	6830.060	•	•			•	•		







# Novy Maxi Pureline

- Extremely powerful
- Perfect for above an extra large cooking surface
- Industrial look
- No lighting, to suit your own lighting plan
- External lighting to be connected through the cooker hood and controlled via the cooker hood and/or remote control
- Recirculation optional: carbon filter with a life span of up to 900 cooking hours



**Distance**  
Maximum distance between cooker hood and hob.



**InTouch**  
Standard with function for controlling the cooker hood from the hob.



**Recirculation**  
Recirculation is optional.



Width (cm)	Motor	Colour	Flow power function (m³/h)	Sound level during normal use in dB(A) (re 1 pW)		Ref.
				Minimum	Maximum	
150	Not included <sup>(1)</sup>	Stainless steel	<sup>(1)</sup>	<sup>(1)</sup>	<sup>(1)</sup>	855
	Not included <sup>(1)</sup>	White	<sup>(1)</sup>	<sup>(1)</sup>	<sup>(1)</sup>	856

Noise levels measured in accordance with IEC 60704-2-13 standards, flow rates according to IEC 61591.

(1) This model should be connected to 2 internal motors, wall motors or flat roof motors (see accessories).



Technical specifications

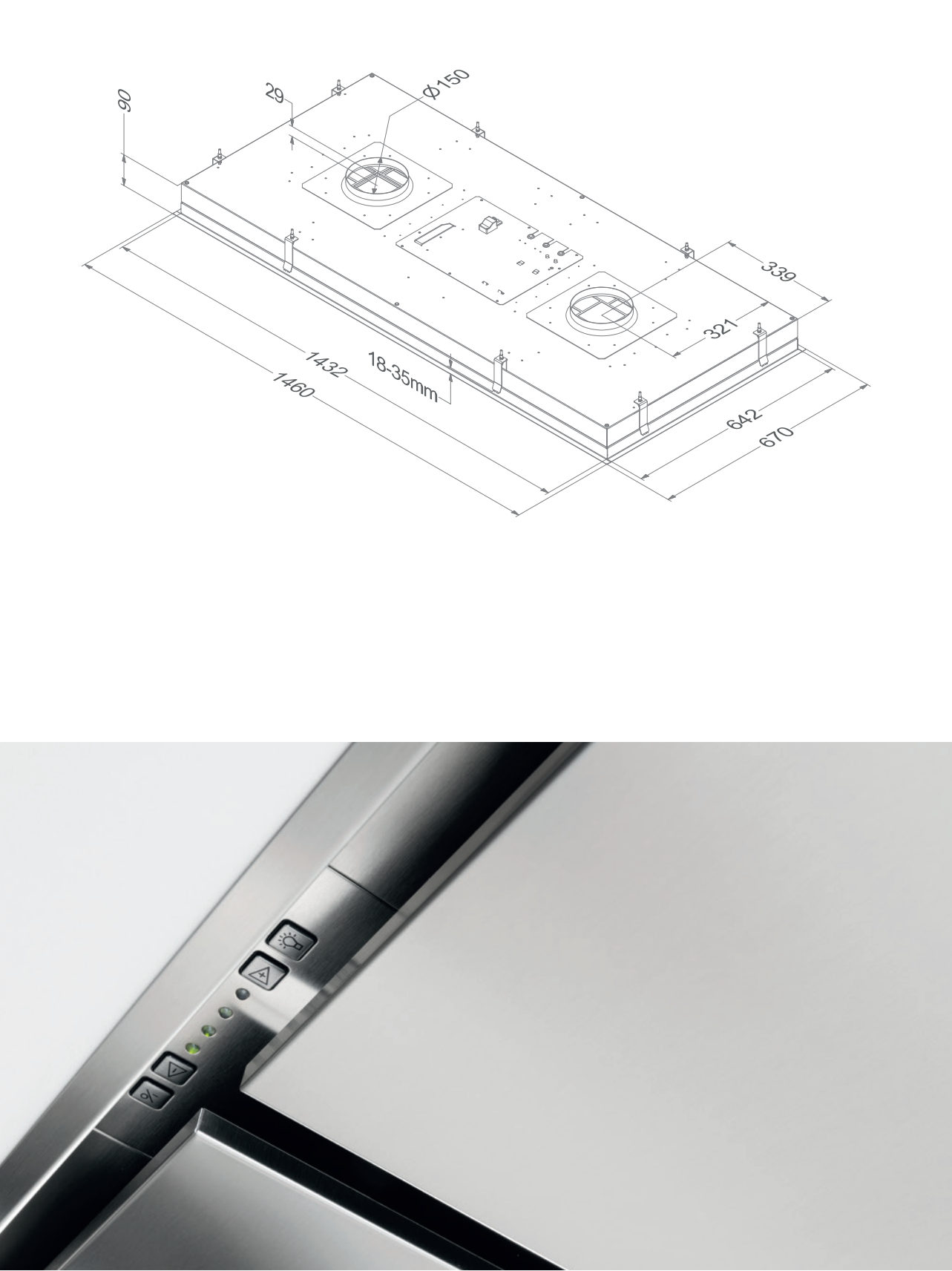
<div><div></div><div><b>Novy Maxi Pureline</b> 855 stainless steel / 856 white</div></div>	
<b>Functions</b>	
Controls	Buttons + remote control
Number of speed settings	3 + power function
Power setting with automatic downshift (min.)	6
Recirculation	Optional (in combination with 2 inside motors 245.999)
InTouch function for hobs	▪
Auto-Stop, automatic switch-off after 3 hours	▪
Run-on timer (min.)	10
Cleaning indicator for grease filter	▪
Replacement indicator for recirculation filter	▪
<b>Lighting</b>	
External lighting to connect and operate with remote control (optional) (W)	Max. 300 (or with relay>300)
<b>Technical characteristics</b>	
Colour	855 stainless steel 856 white (≈RAL 9003)
Motor not included (suitable for remote motor inside, wall motor or flat roof motor outside)	▪ <sup>(1)</sup>
Weight cooker hood / motor casing (kg)	35 + motors
Mains voltage (V) / Electrical connection value (W)	230 / 0 + motors
<b>Dimensions (mm)</b>	
Dimensions (W×D×H) (mm)	1460×670×90
Height of ceiling unit including mounting clamps (without the motor box) (mm)	133
Opening (L×W) (mm)	1438×648
Exhaust opening diameter (mm)	2×150
Exhaust position	2×top
Recommended installation height with an induction cooker (Hmin–Hmax) (mm)	600 –1600
Recommended installation height with an electric or ceramic cooker(Hmin–Hmax) (mm)	600–1600
Recommended installation height with a gas cooker (Hmin–Hmax) (mm)	650–1600

Air quantity and sound level

Type	Maximum free flow rate (m³/h)	Air quantity (m³/h) / pressure (Pa)				Noise level dB(A)			
						sound pressure (re20µPa) / sound power (re 1pW)			
		Setting I	Setting II	Setting III	Power setting	Setting I	Setting II	Setting III	Power setting
855–856	<sup>(1)</sup>	<sup>(1)</sup>	<sup>(1)</sup>	<sup>(1)</sup>	<sup>(1)</sup>	<sup>(1)</sup>	<sup>(1)</sup>	<sup>(1)</sup>	<sup>(1)</sup>

(1) This cooker hood should be connected to 2x remote motor inside, 2x wall motor or 2x roof motor (see accessories). The air volume/noise level depends on the type of motor and installation.

Technical drawings




Accessories

	Reference	855	856
<b>Motor at a distance</b>			
Remote motor for inside (2 pcs to order)	245.999	▪	▪
Wall motor, minimum 5 m between cooker hood and motor (2 pcs to order)	445.999	▪	▪
Roof motor 48.8 cm height (2 pcs to order)	745.999	▪	▪
Roof motor with noise reduction 78.4 cm height (2 pcs to order)	755.999	▪	▪
Technical details motors see p. 212-213			
<b>Miscellaneous</b>			
Grease filter (replacement) (2 pcs to order)	7400.020	▪	▪
Adapter to connect a flat duct (exhaust direction 1 x left, 1 x right) (2 pcs to order)	830.053	▪	▪
Extension cable for remote motors (5 m) (2 pcs to order)	7000.092	▪	▪

Accessories

	Reference	855	856
<b>Recirculation with exhaust box</b>			
Exhaust box with monoblock filter (270×500×295 mm)			
White (≈RAL 9003) (2 pcs to order)	841.400	▪	▪
Black (≈RAL 9005) (2 pcs to order)	842.400	▪	▪
Grey (≈RAL 7030) (2 pcs to order)	843.400	▪	▪
Monoblock replacement filter for exhaust box 841.400, 842.400 and 843.400	830.055	▪	▪
Low built-in box (140 mm high) with monoblock filter (140×820×292 mm)			
White (≈RAL 9003) (2 pcs to order)	7931.400	▪	▪
Black (≈RAL 9005) (2 pcs to order)	7932.400	▪	▪
Grey (≈RAL 7030) (2 pcs to order)	7933.400	▪	▪
Monoblock replacement filter for exhaust box 7931.400, 7932.400 and 7933.400 (2 pcs to order)	7900.055	▪	▪
Technical details recirculationboxes see p. 210-211			
<b>Recirculation without exhaust box</b>			
Kit with monoblock filters	850.400	▪	▪
Monoblock replacement filter for 850.400 (2 pcs to order)	7300.055	▪	▪





# Built-in cooker hoods

for deep cabinets

## Width of cabinet or canopy

60 cm		<input type="checkbox"/>	<input type="checkbox"/>	<input type="checkbox"/>
90 cm		<input type="checkbox"/>	<input type="checkbox"/>	<input type="checkbox"/>

## Colour

White		<input type="checkbox"/>	<input type="checkbox"/>	
Stainless steel		<input type="checkbox"/>		<input type="checkbox"/>
Black		<input type="checkbox"/>	<input type="checkbox"/>	

## Motor

Integrated		<input type="checkbox"/>	<input type="checkbox"/>	<input type="checkbox"/>
At a distance (inside)		Optional		

## Exhaust

To the outside		<input type="checkbox"/>	<input type="checkbox"/>	<input type="checkbox"/>
Recirculation		Optional	Optional	Optional

p. 116

p. 122

p. 128

Novy  
Mini Pureline



Novy Crystal



Novy  
Stainless steel  
Essence





# Novy Mini Pureline

- Integrated in a decorative chimney or alcove
- Flexible installation of the Cubic motor for more placement options by use of the optional kit
- Integrated dimmable LED lighting
- LED lighting warm white (2,700 K) adjustable to neutral white (4,000 K)
- Recirculation optional: carbon filter with a life span of up to 900 cooking hours



**Distance**  
Maximum distance between cooker hood and hob.  
75 cm: 810, 811, 816  
85 cm: 820, 821, 826



**InTouch**  
Standard with function for controlling the cooker hood from the hob.



**Recirculation**  
Recirculation is optional.



Width (cm)	Motor	Colour	EEI	Flow power function (m³/h)	Sound level during normal use in dB(A) (re 1 pW)		Ref.
					Minimum	Maximum	
60	Integrated Cubic motor / remote inside <sup>(2)</sup>	Stainless steel	A	534	37	54	810
	Integrated Cubic motor / remote inside <sup>(2)</sup>	White	A	534	37	54	811
	Integrated Cubic motor / remote inside <sup>(2)</sup>	Black	A	534	37	54	816
90	Integrated Cubic motor / remote inside <sup>(2)</sup>	Stainless steel	A+	601	37	52	820
	Integrated Cubic motor / remote inside <sup>(2)</sup>	White	A+	601	37	52	821
	Integrated Cubic motor / remote inside <sup>(2)</sup>	Black	A+	601	37	52	826

Noise levels measured in accordance with IEC 60704-2-13 standards, flow rates according to IEC 61591.

(2) To install the motor remotely, you should order an additional accessory (see accessories).



Technical specifications



Functions		
Controls	Buttons + remote control	Buttons + remote control
Number of speed settings	3 + power function	3 + power function
Power setting with automatic downshift (min.)	6	6
With noise reduction	▪	▪
Recirculation	Optional (monoblock)	Optional (monoblock)
InTouch function for hobs	▪	▪
Auto-Stop, automatic switch-off after 3 hours	▪	▪
Run-on timer (min.)	10	10
Cleaning indicator for grease filter	▪	▪
Replacement indicator for recirculation filter	▪	▪

Lighting		
Type of lighting (number/W)	LED (4×2) / dimmable	LED (4×2) / dimmable
Lighting colour (K)	2,700 or 4,000	2,700 or 4,000
External lighting to connect and operate with remote control	Optional (kit 990.030)	Optional (kit 990.030)

Technical characteristics		
Colour	810 stainless steel 811 white (≈RAL 9003) 816 black (≈RAL 9005)	820 stainless steel 821 white (≈RAL 9003) 826 black (≈RAL 9005)
Integrated motor	▪	▪
Option to install the remote motor inside	Optional (kit 800.996)	Optional (kit 800.996)
Weight cooker hood / motor casing (kg)	10 / 5	12 / 5
Mains voltage (V) / Electrical connection value (W)	230 / 118	230 / 121

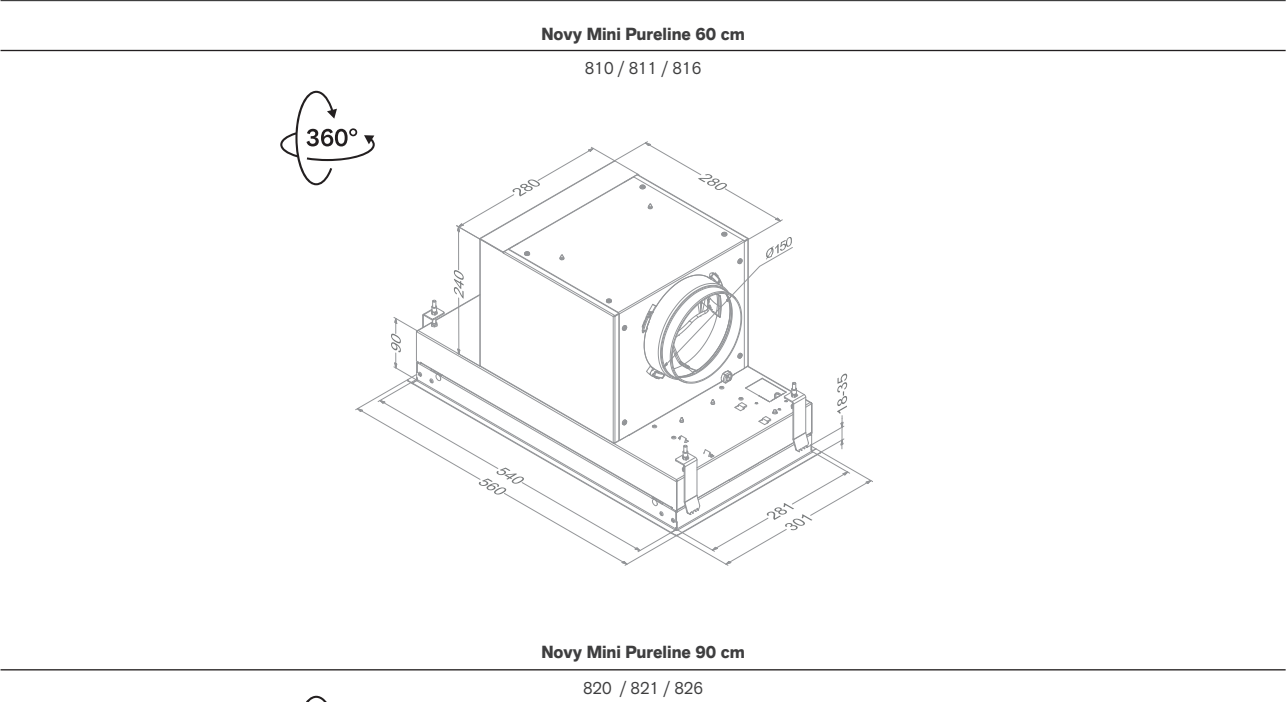
Dimensions		
Dimensions (W×D×H) (mm)	560×301×330	860×301×330
Opening (L×W) (mm)	545×286	845×286
Exhaust opening diameter (mm)	150	150
Exhaust position	Top / front / left / right / rear	Top / front / left / right / rear
Recommended installation height with an induction cooker (Hmin–Hmax) (mm)	650–750	650–850
Recommended installation height with an electric or ceramic cooker (Hmin–Hmax) (mm)	600–750	600–850
Recommended installation height with a gas cooker (Hmin–Hmax) (mm)	650–750	650–850

Air quantity and sound level

Type		Maximum free flow rate (m3/h)	Air quantity (m³/h) / pressure (Pa)				Noise level dB(A) sound pressure (re20µPa) / sound power (re 1pW)			
			Setting I	Setting II	Setting III	Power setting	Setting I	Setting II	Setting III	Power setting
810, 811, 816	Integrated motor	815	205 / 79	333 / 219	399 / 322	534 / 370	26 / 37	37 / 49	42 / 54	49 / 61
820, 821, 826	Integrated motor	815	237 / 79	379 / 225	451 / 329	601 / 372	26 / 37	36 / 48	40 / 52	47 / 59

Noise levels measured in accordance with IEC 60704-2-13 standards, fl ow rates according to IEC 61591.

Technical drawings



Accessories

	Reference	810	811	816	820	821	826
Miscellaneous							
Grease filter (replacement)	609.014	▪	▪	▪			
Grease filter (replacement)	7400.020				▪	▪	▪
Kit to install the remote motor inside	800.996				▪	▪	▪
Adapter to connect a flat duct (air outlet positioning: front and rear only)	830.053				▪	▪	▪
Extension cable for remote motors (5 m)	7000.096	▪	▪	▪	▪	▪	▪
Kit connection with external cover and/or lighting	990.030	▪	▪	▪	▪	▪	▪

Accessories

	Reference	810	811	816	820	821	826
Recirculation with exhaust box							
Exhaust box with monoblock filter (270×500×295 mm)							
White (≈RAL 9003)	841.400	▪	▪	▪	▪	▪	▪
Black (≈RAL 9005)	842.400	▪	▪	▪	▪	▪	▪
Grey (≈RAL 7030)	843.400	▪	▪	▪	▪	▪	▪
Monoblock replacement filter for exhaust box 841.400, 842.400 and 843.400	830.055	▪	▪	▪	▪	▪	▪
Low built-in box (140 mm high) with monoblock filter (140×820×292 mm)							
White (≈RAL 9003)	7931.400	▪	▪	▪	▪	▪	▪
Black (≈RAL 9005)	7932.400	▪	▪	▪	▪	▪	▪
Grey (≈RAL 7030)	7933.400	▪	▪	▪	▪	▪	▪
Monoblock replacement filter for exhaust box 7931.400, 7932.400 and 7933.400 (2 pcs to order)	7900.055	▪	▪	▪	▪	▪	▪
Technical details recirculationboxes see p. 210-211							

Recirculation with exhaust box							
Monoblock filter (also replacement)	811.400	▪	▪	▪			
Kit with monoblock filters	820.400				▪	▪	▪
Monoblock replacement filter for recirculation kit 820.400	7300.055				▪	▪	▪









# Novy Crystal

- Integrated in a decorative chimney or alcove
- Integrated dimmable LED lighting (3,000 K)
- Discreetly finished in white or black glass
- Recirculation optional: carbon filter with a life span of up to 900 cooking hours






**Distance**  
Maximum distance between cooker hood and hob.



**InTouch**  
Standard with function for controlling the cooker hood from the hob.



**Recirculation**  
Recirculation is optional.









In option



Width (cm)	Motor	Colour	EEI	Flow power function (m³/h)	Sound level during normal use in dB(A) (re 1 pW)		Ref.
					Minimum	Maximum	
60	Integrated Cubic motor	White glass	B	600	39	52	26050
	Integrated Cubic motor	Black glass	B	600	39	52	26052
90	Integrated Cubic motor	White glass	B	592	40	51	26080
	Integrated Cubic motor	Black glass	B	592	40	51	26082

Noise levels measured in accordance with IEC 60704-2-13 standards, flow rates according to IEC 61591.

Technical specifications



**Novy Crystal 60 cm**  
**26050 white glass /**  
**26052 black glass**



**Novy Crystal 90 cm**  
**26080 white glass /**  
**26082 black glass**

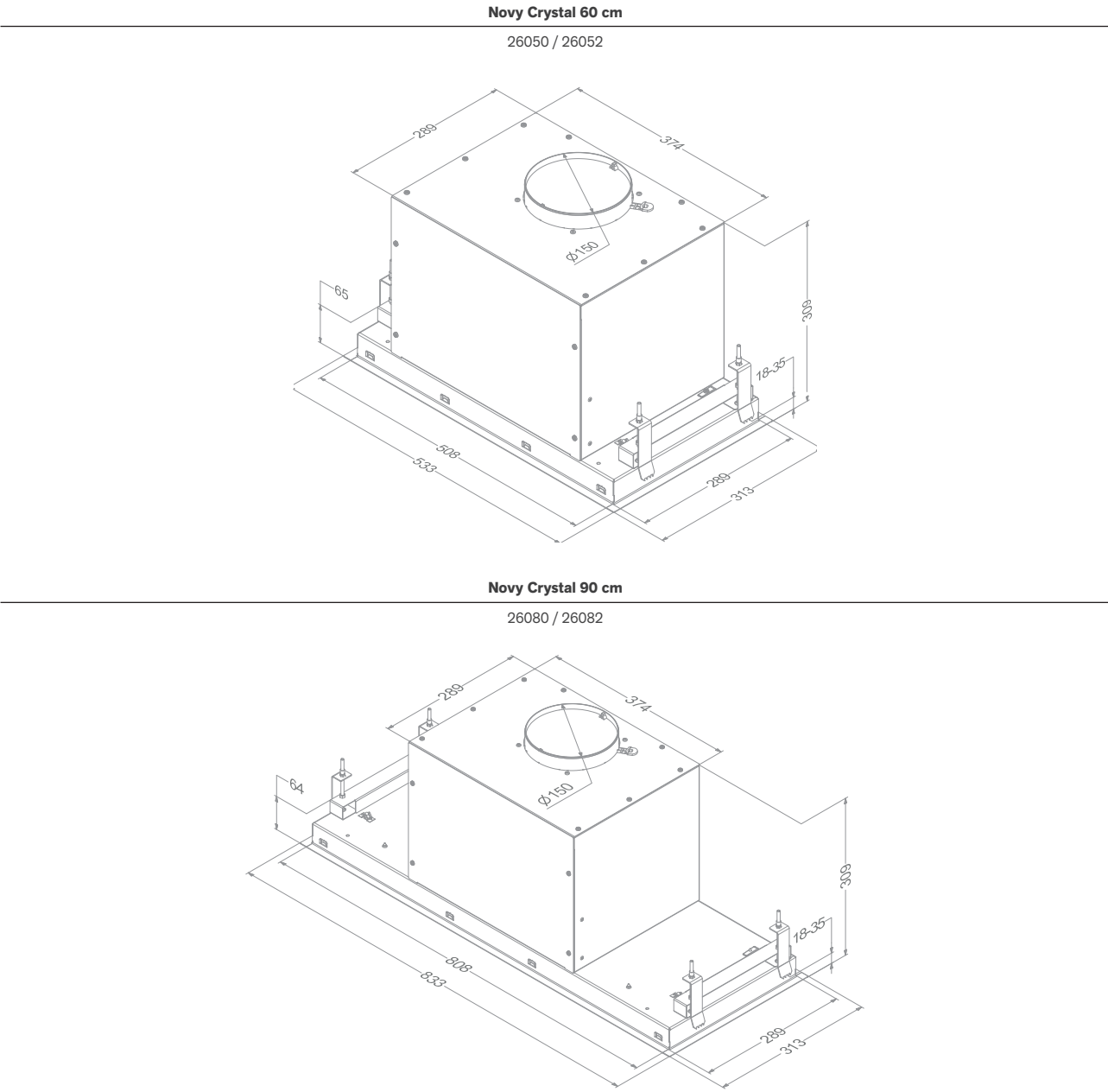
Functions		
Controls	Buttons	Buttons
Number of speed settings	3 + power function	3 + power function
Power setting with automatic downshift (min.)	6	6
With noise reduction	▪	▪
Recirculation	Optional (monoblock)	Optional (monoblock)
InTouch function for hobs	▪	▪
Auto-Stop, automatic switch-off after 3 hours	▪	▪
Run-on timer (min.)	10	10
Cleaning indicator for grease filter	▪	▪
Replacement indicator for recirculation filter	▪	▪
Lighting		
Type of lighting (W)	LED (7) / dimmable	LED (14) / dimmable
Lighting colour (K)	3,000	3,000
External lighting to connect and operate with remote control	Optional (kit 990.030)	Optional (kit 990.030)
Technical characteristics		
Colour	26050 white glass 26052 black glass	26080 white glass 26082 black glass
Integrated motor	▪	▪
Weight cooker hood (kg)	12,5	15
Mains voltage (V) / Electrical connection value (W)	230 / 231	230 / 238
Dimensions		
Dimensions (W×D×H) (mm)	533×313×331	833×313×331
Opening (LxW) (mm)	510×290	810×290
Exhaust opening diameter (mm)	150	150
Exhaust position	Top	Top
Recommended installation height with an induction cooker (Hmin–Hmax) (mm)	650–750	650–750
Recommended installation height with an electric or ceramic cooker (Hmin–Hmax) (mm)	600–750	600–750
Recommended installation height with a gas cooker (Hmin–Hmax) (mm)	650–750	650–750

Air quantity and sound level

Type		Maximum free flow rate (m3/h)	Air quantity (m³/h) / pressure (Pa)				Noise level dB(A) sound pressure (re20µPa) / sound power (re 1pW)			
			Setting I	Setting II	Setting III	Power setting	Setting I	Setting II	Setting III	Power setting
26050, 26052	Integrated motor	700	207 / 443	282 / 491	386 / 525	600 / 564	27 / 39	33 / 45	40 / 52	50 / 61
26080, 26082	Integrated motor	700	207 / 447	276 / 489	371 / 526	592 / 559	28 / 40	33 / 45	39 / 51	49 / 61

Noise levels measured in accordance with IEC 60704-2-13 standards, fl ow rates according to IEC 61591.


Technical drawings





Accessories

	Reference	26050	26052	26080	26082
<b>Miscellaneous</b>					
Grease filter (replacement)	26050.020	•	•	•	•
Kit connection with external cover and/or lighting	990.030	•	•	•	•
Remote control	840.029	•	•	•	•



Accessories

	Reference	26050	26052	26080	26082
<b>Recirculation with exhaust box</b>					
Exhaust box with monoblock filter (270×500×295 mm)					
White (≈RAL 9003)	841.400	•	•	•	•
Black (≈RAL 9005)	842.400	•	•	•	•
Grey (≈RAL 7030)	843.400	•	•	•	•
Monoblock replacement filter for exhaust box 841.400, 842.400 and 843.400	830.055	•	•	•	•
Low built-in box (140 mm high) with monoblock filter (140×820×292 mm)					
White (≈RAL 9003)	7931.400	•	•	•	•
Black (≈RAL 9005)	7932.400	•	•	•	•
Grey (≈RAL 7030)	7933.400	•	•	•	•
Monoblock replacement filter for exhaust box 7931.400, 7932.400 and 7933.400 (2 pcs to order)	7900.055	•	•	•	•
Technical details recirculationboxes see p. 210-211					
<b>Recirculation without exhaust box</b>					
Kit with monoblock filters	26050.400	•	•	•	•
Monoblock replacement filter for recirculation kit 26050.400	26050.055	•	•	•	•





# Novy Stainless steel Essence

- Built-in units in stainless steel for a decorative chimney or canopy
- Suitable for compact kitchen setup
- Convenience and easy control
- Sleek design filter for the optimum extraction of cooking vapours
- LED lighting (2,700 K)



**Distance**  
Maximum distance between cooker hood and hob.



**Recirculation**  
Recirculation is optional.



BUILT-IN COOKER HOODS



Width (cm)	Motor	Colour	EEI	Flow setting 4 (m³/h)	Sound level during normal use in dB(A) (re 1 pW)		Ref.
					Minimum	Maximum	
60	Integrated	Stainless steel	B	517	37	58	828
90	Integrated	Stainless steel	B	521	34	58	829 <sup>(3)</sup>

Noise levels measured in accordance with IEC 60704-2-13 standards, flow rates according to IEC 61591.

(3) This model is only to be used above a hob with maximum 4 cooking zones.



Technical specifications

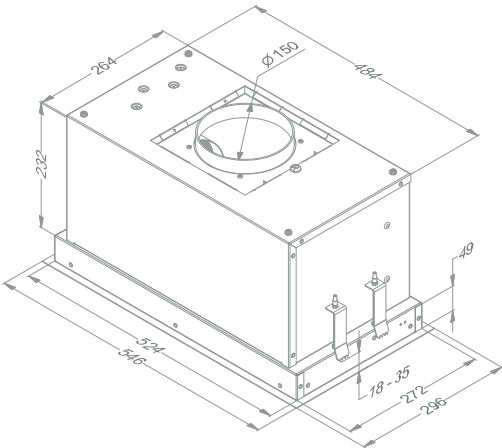
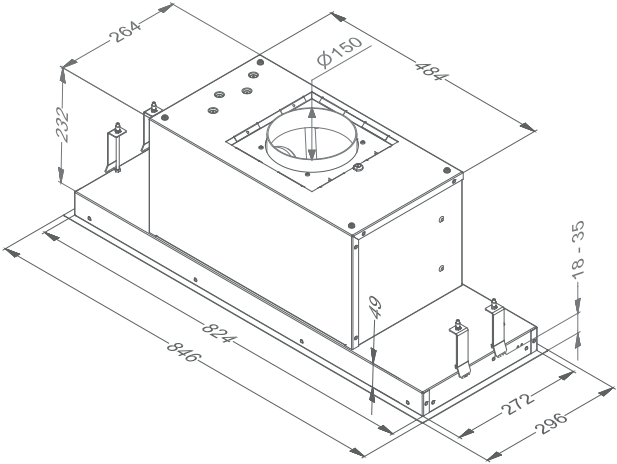
		
	<b>Novy Stainless steel Essence 60 cm 828</b>	<b>Novy Stainless steel Essence 90 cm 829</b>
<b>Functions</b>		
Controls	Buttons	Buttons
Number of speed settings	4	4
Recirculation	Optional (carbon filter cartridge)	Optional (carbon filter cartridge)
Cleaning indicator for grease filter	•	•
Replacement indicator for recirculation filter	•	•
<b>Lighting</b>		
Type of lighting (number/W)	LED (2×2)	LED (2×2)
<b>Technical characteristics</b>		
Colour	Stainless steel	Stainless steel
Lighting colour (K)	2,700	2,700
Integrated motor	•	•
Weight cooker hood / motor casing (kg)	10	11,5
Mains voltage (V) / Electrical connection value (W)	230 / 167	230 / 168
<b>Dimensions</b>		
Dimensions (W×D×H) (mm)	546×296×279	846×296×279
Opening (LxW) (mm)	525×275	825×275
Exhaust opening diameter (mm)	150	150
Exhaust position	Top	Top
Recommended installation height with an induction cooker (Hmin–Hmax) (mm)	650–750	650–750
Recommended installation height with an electric or ceramic cooker (Hmin–Hmax) (mm)	600–750	600–750
Recommended installation height with a gas cooker (Hmin–Hmax) (mm)	650–750	650–750

Air quantity and sound level

Type		Maximum free flow rate (m³/h)	Air quantity (m³/h) / pressure (Pa)				Noise level dB(A) sound pressure (re20µPa) / sound power (re 1pW)			
			Setting I	Setting II	Setting III	Setting IV	Setting I	Setting II	Setting III	Setting IV
828	Integrated motor	581	202 / 274	299 / 392	398 / 458	517 / 492	26 / 37	33 / 44	42 / 53	47 / 58
829	Integrated motor	581	199 / 259	299 / 381	399 / 451	521 / 488	23 / 34	28 / 39	40 / 51	47 / 58

Noise levels measured in accordance with IEC 60704-2-13 standards, flow rates according to IEC 61591.


Technical drawings


<b>Novy Stainless steel Essence 60 cm</b>	<b>Novy Stainless steel Essence 90 cm</b>
828	829
	

  
BUILT-IN  
COOKER  
HOODS


Accessories

	Reference	828	829
<b>Miscellaneous</b>			
Kit with LED lighting (4,000 K)	906.303	•	•
Grease filter (replacement)	828.020	•	
Grease filter (replacement) (2 pcs to order)	829.020		•
<b>Recirculation without exhaust box</b>			
Carbon cartridge (also replacement)	6200.055	•	•

**906.303**

**828.020**

**829.020**

**6200.055**



# Built-under cooker hoods

for shallow cabinets

Novy  
Fusion Pro



Novy Fusion



Novy  
Telescopic



Novy  
Telescopic  
Essence



Width of cabinet or canopy

60 cm	<input type="checkbox"/>	<input type="checkbox"/>		<input type="checkbox"/>	<input type="checkbox"/>
90 cm	<input type="checkbox"/>	<input type="checkbox"/>		<input type="checkbox"/>	<input type="checkbox"/>
120 cm	<input type="checkbox"/>				

Colour

White	<input type="checkbox"/>	<input type="checkbox"/>			
Stainless steel			<input type="checkbox"/>	<input type="checkbox"/>	
Anthracite	<input type="checkbox"/>				

Motor

Integrated	<input type="checkbox"/>	<input type="checkbox"/>		<input type="checkbox"/>	<input type="checkbox"/>
------------	--------------------------	--------------------------	--	--------------------------	--------------------------

Exhaust

To the outside	<input type="checkbox"/>	<input type="checkbox"/>		<input type="checkbox"/>	<input type="checkbox"/>
Recirculation	<input type="checkbox"/> Optional	<input type="checkbox"/> Optional		<input type="checkbox"/> Optional	<input type="checkbox"/> Optional

p. 136

p. 142

p. 146

p. 152






## Seamless integration into shallow wall cabinet



Novy Fusion Pro meets the demand for designer cooker hoods in shallow wall cabinets. With this highly developed concept, Fusion Pro, like Fusion, is concealed and integrated into a shallow wall cabinet. Discover all the advantages.







# Novy Fusion Pro

- Can be invisibly integrated into a wall cabinet with minimum and maximum depth of between 310-351 mm
- Tilting cover in transparent glass for optimum capture of cooking vapours
- Completely invisible in closed position
- LED strip (3,000 K), dimmable
- Sufficient space for storage
- Recirculation optional: carbon filter with a life span of up to 900 cooking hours



**Distance**  
Maximum distance between cooker hood and hob.



**InTouch**  
Standard with function for controlling the cooker hood from the hob.



**Recirculation**  
Recirculation is optional.



In option



Width (cm)	Motor	Colour	EEI	Flow power function (m³/h)	Sound level during normal use in dB(A) (re 1 pW)		Ref.
					Minimum	Maximum	
60	Integrated	Anthracite / Anthracite glass	A+	682	48	59	8710
	Integrated	White / transparant glass	A+	682	48	59	8711
90	Integrated	Anthracite / Anthracite glass	A	674	48	59	8740
	Integrated	White / transparant glass	A	674	48	59	8741
120	Integrated	Anthracite / Anthracite glass	A	701	48	59	8770

Noise levels measured in accordance with IEC 60704-2-13 standards, flow rates according to IEC 61591.




Can only be fitted between two wall units.

Video  
Novy Fusion Pro





Technical specifications

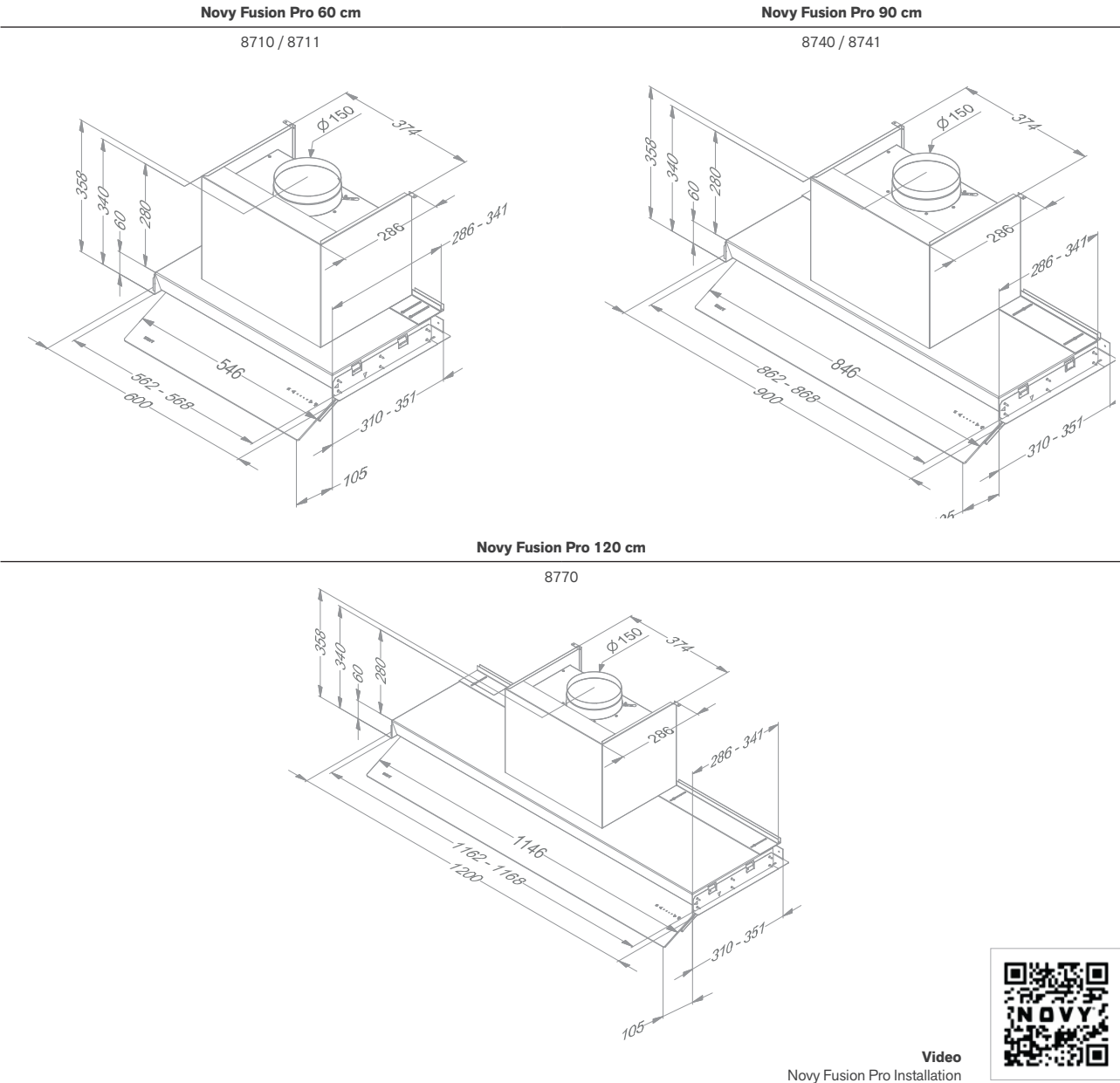
			
	<b>Novy Fusion Pro 60 cm</b> <b>8710 anthracite + glass</b> <b>8711 white + glass</b>	<b>Novy Fusion Pro 90 cm</b> <b>8740 anthracite + glass</b> <b>8741 white + glass</b>	<b>Novy Fusion Pro 120 cm</b> <b>8770 anthracite glass</b>
<b>Functions</b>			
Controls	Touch control	Touch control	Touch control
Number of speed settings	3 + power function	3 + power function	3 + power function
Power setting with automatic downshift (min.)	6	6	6
With noise reduction	•	•	•
Recirculation	Optional (monoblock)	Optional (monoblock)	Optional (monoblock)
InTouch function for hobs	•	•	•
Auto-Stop, automatic switch-off after 3 hours	•	•	•
Run-on timer (min.)	10	10	10
Cleaning indicator for grease filter	•	•	•
Replacement indicator for recirculation filter	•	•	•
<b>Lighting</b>			
Type of lighting (W)	LED strip (14), dimmable	LED strip (23), dimmable	LED strip (23), dimmable
Lighting colour (K)	3,000	3,000	3,000
<b>Technical characteristics</b>			
Colour	8710 Anthracite (≈RAL 7016) 8711 White (≈RAL 9003)	8740 Anthracite (≈RAL 7016) 8741 White (≈RAL 9003)	Anthracite (≈RAL 7016)
Oblique front cover for handleless kitchens	•	•	•
Integrated motor	•	•	•
Weight cooker hood / motor casing (kg)	11	14	17
Mains voltage (V) / Electrical connection value (W)	230 / 116	230 / 124	230 /124
<b>Dimensions</b>			
Dimensions (W×D×H) (mm)	600×310/351×340	900×310/351×340	1200×310/351×340
Width cabinet (mm)	600	900	1200
Minimal/maximal depth cabinet (mm)	310–351	310–351	310–351
Thickness side panel cabinet (mm)	16–19	16–19	16–19
Exhaust opening diameter (mm)	150	150	150
Exhaust position	Top	Top	Top
Recommended installation height with an induction cooker (Hmin–Hmax) (mm)	500–750	500–750	500–750
Recommended installation height with an electric or ceramic cooker (Hmin–Hmax) (mm)	500–750	500–750	500–750
Recommended installation height with a gas cooker (Hmin–Hmax) (mm)	650–750	650–750	650–750

Air quantity and sound level

Type		Maximum free flow rate (m3/h)	Air quantity (m³/h) / pressure (Pa)				Noise level dB(A) sound pressure (re20µPa) / sound power (re 1pW)			
			Setting I	Setting II	Setting III	Power setting	Setting I	Setting II	Setting III	Power setting
8710, 8711	Integrated motor	815	395 / 174	535 / 353	608 / 389	682 / 390	36 / 48	44 / 56	47 / 59	50 / 62
8740, 8741	Integrated motor	815	391 / 178	535 / 356	606 / 383	674 / 383	36 / 48	44 / 56	47 / 59	50 / 62
8770	Integrated motor	815	405 / 173	553 / 351	626 / 386	701 / 381	36 / 48	44 / 56	47 / 59	50 / 62

Noise levels measured in accordance with IEC 60704-2-13 standards, flow rates according to IEC 61591.

Technical drawings

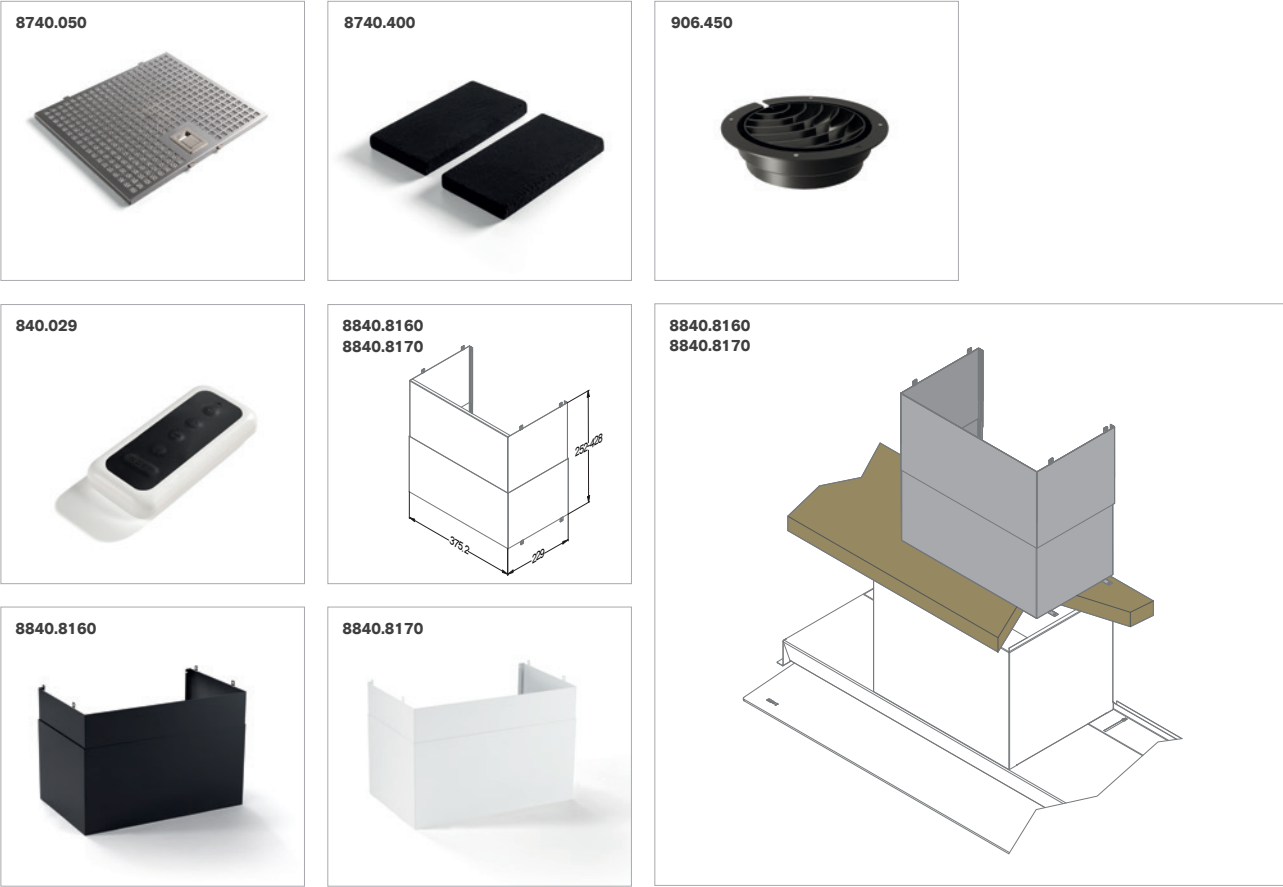




Accessories

	Reference	8710	8711	8740	8741	8770
<b>Miscellaneous</b>						
Grease filter (replacement) (2 pcs to order)	8740.050	•	•			
Grease filter (replacement) (3 pcs to order)	8740.050			•	•	
Grease filter (replacement) (4 pcs to order)	8740.050					•
Chimney extension antracite (fixation on shelf)	8840.8160	•		•		•
Chimney extension white (fixation on shelf)	8840.8170		•		•	
Remote control	840.029	•	•	•	•	•
<b>Recirculation without exhaust box</b>						
Monoblock filter (also replacement)	8740.400	•	•	•	•	•
Exhaust grill for upper cabinet*	906.450	•	•	•	•	•

\* Tailored design exhaust grill for upper cabinets to optimise the return of filtered air into the kitchen. Minimum space required between the upper cabinet and the ceiling: 20 cm









# Novy Fusion

- Can be invisibly integrated into a shallow wall cabinet with a built-in depth of only 32 cm
- Completely invisible in closed position
- Tilting cover in white glass for optimum capture of cooking vapours
- Subtle touch control
- LED strip (3,000 K), dimmable
- Recirculation optional: carbon filter with a life span of up to 900 cooking hours






**Distance**  
Maximum distance between cooker hood and hob.



**InTouch**  
Standard with function for controlling the cooker hood from the hob.



**Recirculation**  
Recirculation is optional.




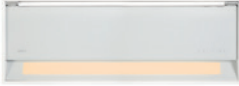
In option



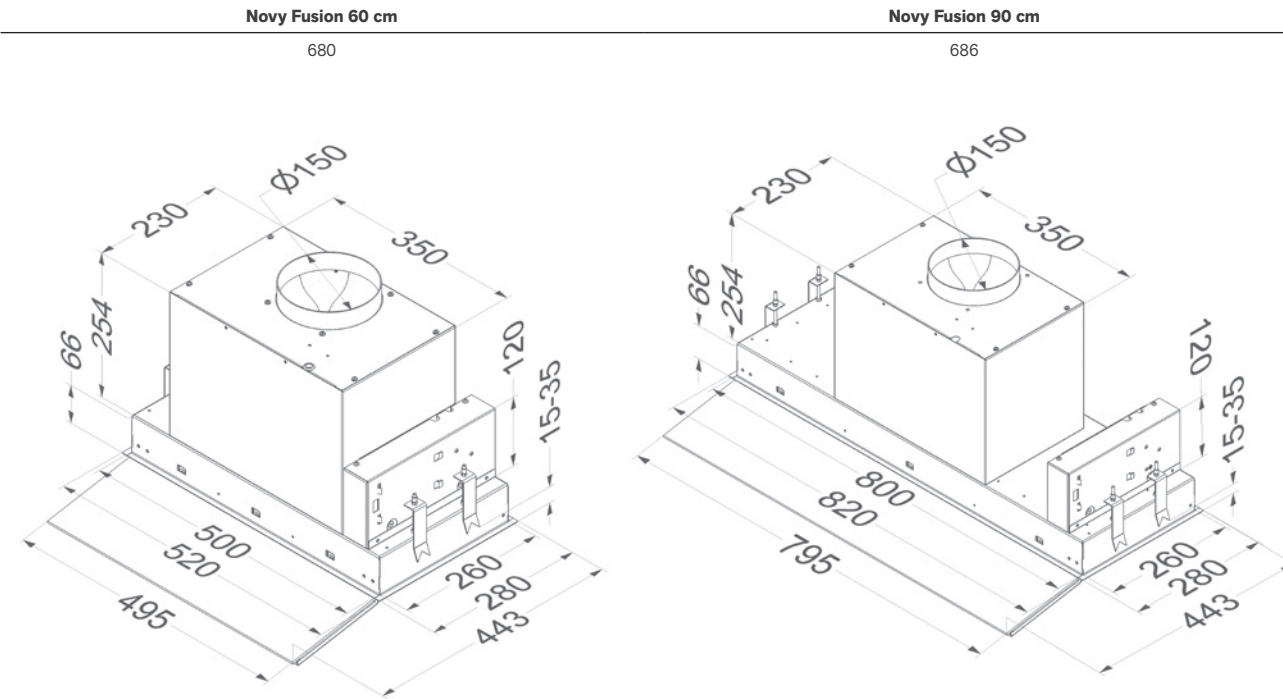
Width (cm)	Motor	Colour	EEI	Flow power function (m³/h)	Sound level during normal use in dB(A) (re 1 pW)		Ref.
					Minimum	Maximum	
60	Integrated	White / White glass	A	608	39	58	680
90	Integrated	White / White glass	A	629	37	59	686

Noise levels measured in accordance with IEC 60704-2-13 standards, flow rates according to IEC 61591.

Technical specifications

		
	<b>Novy Fusion 60 cm</b> 680 white glass	<b>Novy Fusion 90 cm</b> 686 white glass
<b>Functions</b>		
Controls	Touch control	Touch control
Number of speed settings	3 + power function	3 + power function
Power setting with automatic downshift (min.)	6	6
With noise reduction	•	•
Recirculation	Optional (monoblock)	Optional (monoblock)
InTouch function for hobs	•	•
Auto-Stop, automatic switch-off after 3 hours	•	•
Run-on timer (min.)	10	10
Cleaning indicator for grease filter	•	•
Replacement indicator for recirculation filter	•	•
<b>Lighting</b>		
Type of lighting (number/W)	LED strip (9), dimmable	LED strip (16), dimmable
Lighting colour (K)	3,000	3,000
<b>Technical characteristics</b>		
Colour	White	White
Integrated motor	•	•
Weight cooker hood / motor casing (kg)	12.5	15.2
Mains voltage (V) / Electrical connection value (W)	230 / 121	230 / 129
<b>Dimensions (mm)</b>		
Dimensions (W×D×H) (mm)	520×280×320	820×280×320
Opening(W×D) (mm)	505×265	805×265
Exhaust opening diameter (mm)	150	150
Exhaust position	Top / rear	Top / rear
Recommended installation height with an induction cooker (Hmin–Hmax) (mm)	500–750	500–750
Recommended installation height with an electric or ceramic cooker (Hmin–Hmax) (mm)	500–750	500–750
Recommended installation height with a gas cooker (Hmin–Hmax) (mm)	650–750	650–750

Technical drawings



Accessories

	Reference	680	686
<b>Miscellaneous</b>			
Grease filter (replacement)	680.020	•	
Grease filter (replacement) (2 pcs to order)	680.020		•
Remote control	840.029	•	•
<b>Recirculation without exhaust box</b>			
Monoblock filter (also replacement)	680.400	•	•
Exhaust grill for upper cabinet*	906.450	•	•

\* Tailored design exhaust grill for upper cabinets to optimise the return of filtered air into the kitchen. Minimum space required between the upper cabinet and the ceiling: 20 cm

Air quantity and sound level

		Maximum free flow rate (m³/h)	Air quantity (m³/h) / pressure (Pa)				Noise level dB(A) sound pressure (re20µPa) / sound power (re 1pW)			
Type			Setting I	Setting II	Setting III	Power setting	Setting I	Setting II	Setting III	Power setting
680	Integrated motor	815	230 / 68	397 / 238	527 / 367	608 / 367	29 / 39	40 / 51	48 / 58	51 / 61
686	Integrated motor	815	237 / 70	415 / 242	547 / 381	629 / 382	28 / 37	40 / 51	48 / 59	50 / 61

Noise levels measured in accordance with IEC 60704-2-13 standards, flow rates according to IEC 61591.







# Novy Telescopic

- Can be integrated flush with the wall cabinet
- Telescopic slide for optimum capture of cooking vapours
- Front profile interchangeable to meet the design of your cabinets
- Sufficient space for a herb rack
- Glass visor for a transparent look
- LED lighting (2,700 K)
- Electronic control (663, 693) with extra functions
- Recirculation optional: carbon filter with a life span of up to 900 cooking hours



**Distance**  
Maximum distance between cooker hood and hob.



**InTouch**  
Function for controlling the cooker hood from the hob for 663, 669 (optional)



**Recirculation**  
Recirculation is optional.



In option:  
663  
693






  
BUILT  
UNDER  
COOKER  
HOODS




Width (cm)	Motor	Colour	Controls	EEI	Maximum Flow Rate (m³/h)	Sound level during normal use in dB(A) (re 1 pW)		Ref.
						Minimum	Maximum	
60	Integrated	Stainless steel	Knob	C	346	49	60	661
	Integrated	Stainless steel	Knob	D	594	55	63	662
	Integrated	Stainless steel	Buttons	C	614	47	58	663
90	Integrated	Stainless steel	Knob	C	348	48	60	691 <sup>(3)</sup>
	Integrated	Stainless steel	Knob	C	587	50	61	692
	Integrated	Stainless steel	Buttons	C	605	43	55	693

Noise levels measured in accordance with IEC 60704-2-13 standards, flow rates according to IEC 61591.

(3) This model is only to be used above a hob with maximum 4 cooking zones.

Technical specifications

			
	<b>Novy Telescopic 60 cm 661 stainless steel</b>	<b>Novy Telescopic 60 cm 662 stainless steel</b>	<b>Novy Telescopic 60 cm 663 stainless steel</b>
<b>Functions</b>			
Controls	Knob	Knob	Buttons
Number of speed settings	3	3	3 + power function
Power setting with automatic downshift (min.)			6
With noise reduction	▪	▪	▪
Recirculation	Optional (monoblock)	Optional (monoblock)	Optional (monoblock)
InTouch function for hobs			Optional
Auto-Stop, automatic switch-off after 3 hours			▪
Run-on timer (min.)			10
Cleaning indicator for grease filter			▪
Replacement indicator for recirculation filter			▪
<b>Lighting</b>			
Type of lighting (number/W)	LED (2×2)	LED (2×2)	LED (2×2)
Lighting colour (K)	2,700	2,700	2,700
<b>Technical characteristics</b>			
Colour side profile	Stainless steel (replaceable)	Stainless steel (replaceable)	Stainless steel (replaceable)
Integrated motor	▪	▪	▪
Weight cooker hood / motor casing (kg)	12	13	13
Mains voltage (V) / Electrical connection value (W)	230 / 103	230 / 182	230 / 181
<b>Dimensions</b>			
Dimensions (W×D×H) (mm)	598×290×348	598×290×405	598×290×405
Minimum dimensions of cabinet (W×D×H) (mm)	600×280×450	600×280×450	600×280×450
Opening (mm)	560-570×180	560-570×180	560-570×180
Exhaust opening diameter (mm)	125	150	150
Exhaust position	Top	Top	Top
Recommended installation height with an induction cooker (Hmin–Hmax) (mm)	650–750	650–750	650–750
Recommended installation height with an electric or ceramic cooker (Hmin–Hmax) (mm)	600–750	600–750	600–750
Recommended installation height with a gas cooker (Hmin–Hmax) (mm)	650–750	650–750	650–750

		
<b>Novy Telescopic 90 cm 691 stainless steel</b>	<b>Novy Telescopic 90 cm 692 stainless steel</b>	<b>Novy Telescopic 90 cm 693 stainless steel</b>
Knob	Knob	Buttons
3	3	3 + power function
		6
▪	▪	▪
Optional (monoblock)	Optional (monoblock)	Optional (monoblock)
		Optional
		▪
		10
		▪
		▪
LED (2×2)	LED (2×2)	LED (2×2)
2,700	2,700	2,700
Stainless steel (replaceable)	Stainless steel (replaceable)	Stainless steel (replaceable)
▪	▪	▪
16	18	18
230 / 101	230 / 194	230 / 200
898×290×348	898×290×348	898×290×348
900×280×450	900×280×450	900×280×450
860-870×180	860-870×180	860-870×180
125	150	150
Top	Top	Top
650–750	650–750	650–750
600–750	600–750	600–750
650–750	650–750	650–750

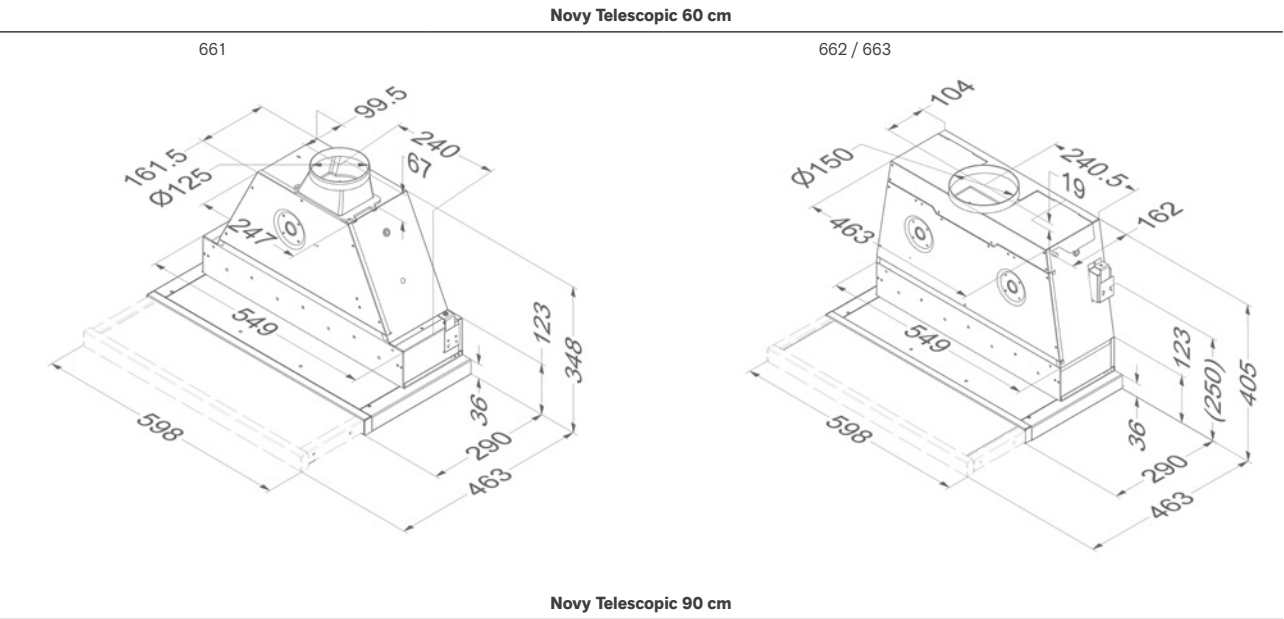


Air quantity and sound level

		Maximum free flow rate (m³/h)	Air quantity (m³/h) / pressure (Pa)				Noise level dB(A) sound pressure (re20µPa) / sound power (re 1pW)			
			Setting I	Setting II	Setting III	Setting IV / Power setting	Setting I	Setting II	Setting III	Setting IV / Power setting
661	Integrated motor	470	212 / 252	255 / 290	346 / 344		38 / 49	43 / 54	48 / 60	
662	Integrated motor	940	387 / 267	464 / 326	594 / 408		43 / 55	47 / 58	51 / 63	
663	Integrated motor	940	285 / 187	397 / 287	473 / 336	614 / 411	36 / 47	43 / 55	47 / 58	51 / 63
691	Integrated motor	470	215 / 273	257 / 318	348 / 379		36 / 48	41 / 52	48 / 60	
692	Integrated motor	940	353 / 313	423 / 347	587 / 397		39 / 50	43 / 55	50 / 61	
693	Integrated motor	940	259 / 153	356 / 225	436 / 262	605 / 318	32 / 43	39 / 50	43 / 55	50 / 61

Noise levels measured in accordance with IEC 60704-2-13 standards, flow rates according to IEC 61591.

Technical drawings



Accessories

	Reference	661	662	663	691	692	693
Miscellaneous							
Kit with LED lighting (4,000 K)	906.303	•	•	•	•	•	•
Grease filter (replacement)	605.014	•	•	•			
Grease filter (replacement) (2 pcs to order)	609.014				•	•	•
Kit for InTouch including an interface (to be mounted before installation of the hood as a replacement for the original interface) and a remote control	990.021			•			•
Kit connection with external cover and/or lighting	990.030			•			•
Recirculation without exhaust box							
Kit with monoblock filters	662.400	•	•	•			
Monoblock replacement filter for kit 662.400	662.060	•	•	•			
Kit with monoblock filters	692.400				•	•	•
Monoblock replacement filter for kit 692.400	692.060				•	•	•
Exhaust grill for upper cabinet*	906.450	•	•	•	•	•	•

\* Tailored design exhaust grill for upper cabinets to optimise the return of filtered air into the kitchen. Minimum space required between the upper cabinet and the ceiling: 20 cm





# Novy Telescopic Essence

- Can be integrated flush with the wall cabinet
- Telescopic slide for optimum capture of cooking vapours
- Sleek design filter for the optimum extraction of cooking vapours
- To be attached to intermediate shelf
- LED lighting (2,700 K)



**Distance**  
Maximum distance between cooker hood and hob.



**Recirculation**  
Recirculation is optional.



  
BUILT UNDER COOKER HOODS


Width (cm)	Motor	Colour	EEI	Flow setting 4 (m³/h)	Sound level during normal use in dB(A) (re 1 pW)		Ref.
					Minimum	Maximum	
60	Integrated	Stainless steel	B	501	33	56	650
90	Integrated	Stainless steel	B	522	34	58	655 <sup>(3)</sup>

Noise levels measured in accordance with IEC 60704-2-13 standards, flow rates according to IEC 61591.

(3) This model is only to be used above a hob with maximum 4 cooking zones. Provide for a kitchen cupboard with no bottom.

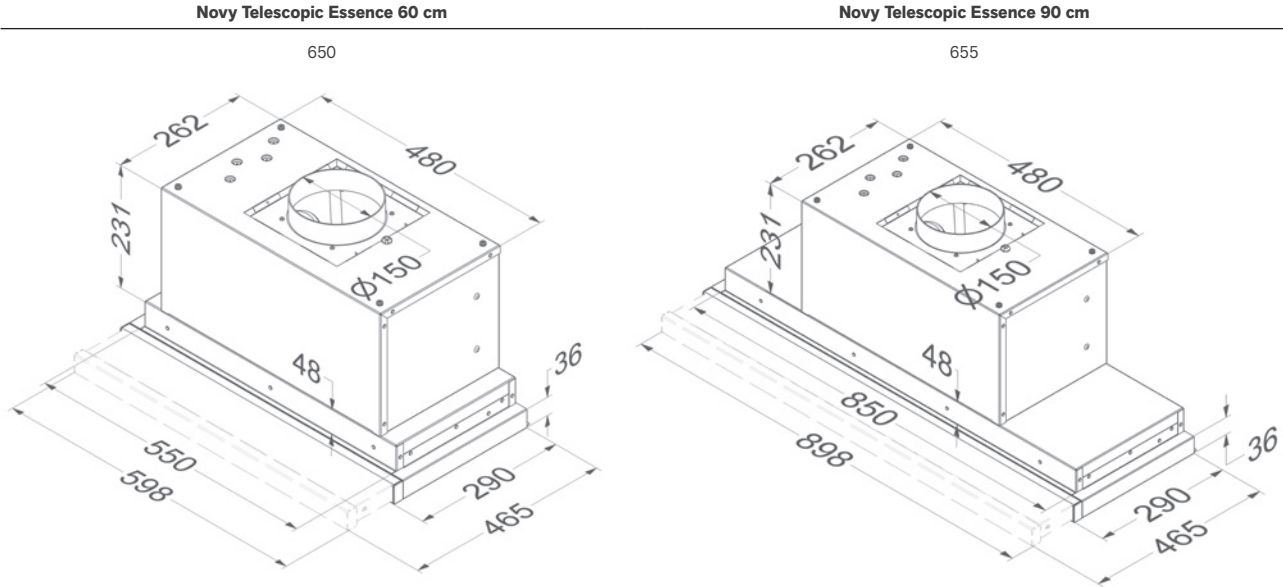


Technical specifications



Functions		
Controls	Buttons	Buttons
Number of speed settings	4	4
Recirculation	Optional (carbon filter cartridge)	Optional (carbon filter cartridge)
Cleaning indicator for grease filter	▪	▪
Replacement indicator for recirculation filter	▪	▪
Lighting		
Type of lighting (number/W)	LED (2×2)	LED (2×2)
Lighting colour (K)	2,700	2,700
Technical characteristics		
Colour side profile	Stainless steel (not replaceable)	Stainless steel (not replaceable)
Integrated motor	▪	▪
Weight cooker hood / motor casing (kg)	10	12
Mains voltage (V) / Electrical connection value (W)	230 / 162	230 / 165
Dimensions		
Dimensions (W×D×H) (mm)	598×290×316	898×290×316
Minimum dimensions of cabinet (W×D×H) (mm)	600×280×300	900×280×300
Exhaust opening diameter (mm)	150	150
Exhaust position	Top	Top
Recommended installation height with an induction cooker (Hmin–Hmax) (mm)	650–750	650–750
Recommended installation height with an electric or ceramic cooker (Hmin–Hmax) (mm)	600–750	600–750
Recommended installation height with a gas cooker (Hmin–Hmax) (mm)	650–750	650–750

Technical drawings



Accessories

	Reference	650	655
Miscellaneous			
Kit with LED lighting (4,000 K)	906.303	▪	▪
Grease filter (replacement)	650.020	▪	
Grease filter (replacement) (2 pcs to order)	655.020		▪
Recirculation without exhaust box			
Carbon cartridge (also replacement)	6200.055	▪	▪
Exhaust grill for upper cabinet*	906.450	▪	▪
* Tailored design exhaust grill for upper cabinets to optimise the return of filtered air into the kitchen. Minimum space required between the upper cabinet and the ceiling: 20 cm			



Air quantity and sound level

Type		Maximum free flow rate (m³/h)	Air quantity (m³/h) / pressure (Pa)				Noise level dB(A) sound pressure (re20µPa) / sound power (re 1pW)			
			Setting I	Setting II	Setting III	Setting IV	Setting I	Setting II	Setting III	Setting IV
650	Integrated motor	581	192 / 271	290 / 381	387 / 442	501 / 480	21 / 33	28 / 39	38 / 49	45 / 56
655	Integrated motor	581	206 / 282	303 / 374	405 / 445	522 / 482	23 / 34	31 / 42	42 / 53	46 / 58

Noise levels measured in accordance with IEC 60704-2-13 standards, flow rates according to IEC 61591.



# Wall-mounted cooker hoods

Novy Vision



Novy Flatline



Novy Salsa



Width				
60 cm				■
75 cm		■		
90 cm		■	■	■
120 cm		■	■	
Colour				
White		■		
Stainless steel			■	■
Black		■	■	■
Motor				
Integrated		■	■	■
Not included		■	■	
Exhaust				
To the outside		■	■	■
Recirculation		■	Optional	Optional

p. 158

p. 166

p. 172







# Novy Vision

- Modern, clean look
- Option to install without a chimney with an exhaust to the back
- Models with recirculation as standard, making an exhaust to the outside unnecessary (carbon filter with a life span of up to 900 cooking hours)
- Subtle LED lighting (2,700 K)



**Distance**  
Maximum distance between cooker hood and hob.



**InTouch**  
Function for controlling the cooker hood from the hob in option



**Recirculation**  
Standard for: 7856, 7858, 7859, 7836, 7838, 7839, 7848, 7849



In option



					Sound level during normal use in dB(A) (re 1 pW)		
Width (cm)	Motor	Colour	EEl	Flow power function (m³/h)	Minimum	Maximum	Ref.
75	Integrated	Black / stainless steel	A+	788	35	51	7850 <sup>(3)</sup>
	Integrated	Black / black	A+	788	35	51	7853 <sup>(3)</sup>
	Integrated	White / stainless steel	A+	788	35	51	7851 <sup>(3)</sup>
	Integrated	Black / stainless steel		478	45	64	7858 <sup>(3)</sup> Recirculation
	Integrated	Black / black		478	45	64	7856 <sup>(3)</sup> Recirculation
	Integrated	White / stainless steel		478	45	64	7859 <sup>(3)</sup> Recirculation
90	Integrated	Black / stainless steel	A+	808	35	51	7830
	Integrated	Black / black	A+	808	35	51	7833
	Integrated	White / stainless steel	A+	808	35	51	7831
	Not included	Black / stainless steel		<sup>(1)</sup>	<sup>(1)</sup>	<sup>(1)</sup>	7835 <sup>(1)</sup>
	Integrated	Black / stainless steel		490	45	66	7838 Recirculation
	Integrated	Black / black		490	45	66	7836 Recirculation
	Integrated	White / stainless steel		490	45	66	7839 Recirculation
120	Integrated	Black / stainless steel	A+	784	32	52	7840
	Integrated	White / stainless steel	A+	784	32	52	7841
	Integrated	Black / stainless steel		490	45	66	7848 Recirculation
	Integrated	White / stainless steel		490	45	66	7849 Recirculation

Noise levels measured in accordance with IEC 60704-2-13 standards, flow rates according to IEC 61591.

(1) This model should be connected to an internal motor type 245.999, a wall motor type 445.999 or roof motor type 745.999 of 755.999 (see accessories). The air volume/noise level depends on the type of motor and installation.  
(3) These models are only to be used above a hob up to 65 cm wide and with up to 4 cooking zones.

Technical specifications

		
<b>Novy Vision 75 cm</b> 7850 black glass / st. steel 7853 black glass / black 7851 white glass / st. steel	<b>Novy Vision 75 cm</b> 7858 black glass / st. steel 7856 black glass / black 7859 white glass / st. steel	<b>Novy Vision 90 cm</b> 7830 black glass / st. steel 7833 black glass / black 7831 white glass / st. steel

Functions			
Controls	Touch control	Touch control	Touch control
Number of speed settings	3 + power function	3 + power function	3 + power function
Power setting with automatic downshift (min.)	6	6	6
With noise reduction	▪	▪	▪
Recirculation		▪ (monoblock)	
InTouch function for hobs	Optional	Optional	Optional
Auto-Stop, automatic switch-off after 3 hours	▪	▪	▪
Run-on timer (min.)	10	30	10
Cleaning indicator for grease filter	▪	▪	▪
Replacement indicator for recirculation filter		▪	

Lighting			
Type of lighting (number/W)	LED (2×2)	LED (2×2)	LED (2×2)
Lighting colour (K)	2,700	2,700	2,700

Technical characteristics			
Integrated motor	▪	▪	▪
Motor not included (suitable for wall motor, flat roof motor outside)			
Weight cooker hood / motor casing (kg)	27.5	22.5	30
Mains voltage (V) / Electrical connection value (W)	230 / 325	230 / 200	230 / 325

Dimensions			
Dimensions (B×D) (mm)	748×426	748×426	898×426
Height of the cooker hood (Hmin–Hmax) (mm)	517 (Rear exhaust) / 830–1100 (Top exhaust)	517	517 (Rear exhaust) / 830–1100 (Top exhaust)
Maximum height with shaft extension (mm) optional	1390		1390
Exhaust opening diameter (mm)	150		150
Exhaust position	Top / rear	Top	Top / rear
Recommended installation height with an induction cooker (Hmin–Hmax) (mm)	500–750	500–750	500–750
Recommended installation height with an electric or ceramic cooker (Hmin–Hmax) (mm)	500–750	500–750	500–750
Recommended installation height with a gas cooker (Hmin–Hmax) (mm)	650–750	650–750	650–750

			
<b>Novy Vision 90 cm</b> 7835 black glass / st. steel Motor not included	<b>Novy Vision 90 cm</b> 7838 black glass / st. steel 7836 black glass / black 7839 white glass / st. steel	<b>Novy Vision 120 cm</b> 7840 black glass / st. steel 7841 white glass / st. steel	<b>Novy Vision 120 cm</b> 7848 black glass / st. steel 7849 white glass / st. steel

Touch control	Touch control	Touch control	Touch control
3 + power function	3 + power function	3 + power function	3 + power function
6	6	6	6
▪	▪	▪	▪
	▪ (monoblock)		▪ (monoblock)
Optional	Optional	Optional	Optional
▪	▪	▪	▪
10	30	10	30
▪	▪	▪	▪
	▪		▪

LED (2×2)	LED (2×2)	LED (2×2)	LED (2×2)
2,700	2,700	2,700	2,700

	▪	▪	▪
▪			
25 + motor	25	32.5	27.5
230 / 7 + motor	230 / 200	230 / 325	230 / 200

898×426	898×426	1198×426	1198×426
517 (Rear exhaust) / 830–1100 (Top exhaust)	517	517 (Rear exhaust) / 830–1100 (Top exhaust)	517
1390		1390	
150		150	
Top / rear	Top	Top / rear	Top
500–750	500–750	500–750	500–750
500–750	500–750	500–750	500–750
650–750	650–750	650–750	650–750

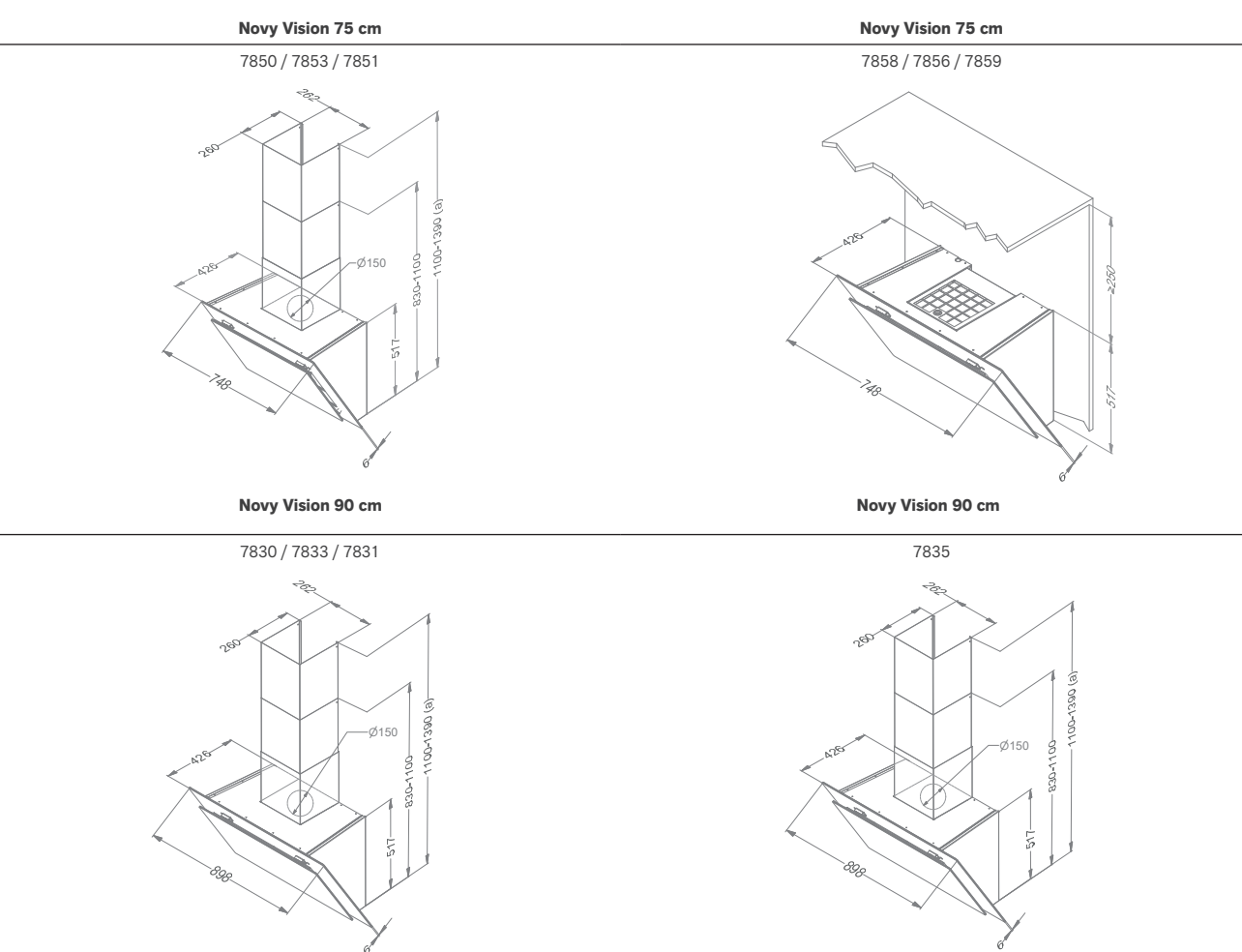


Air quantity and sound level

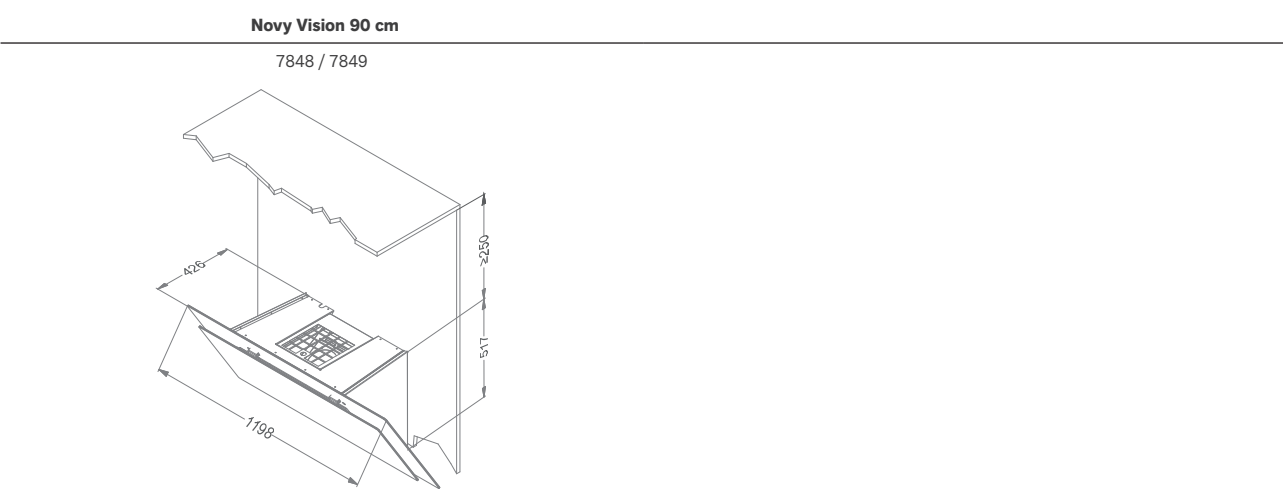
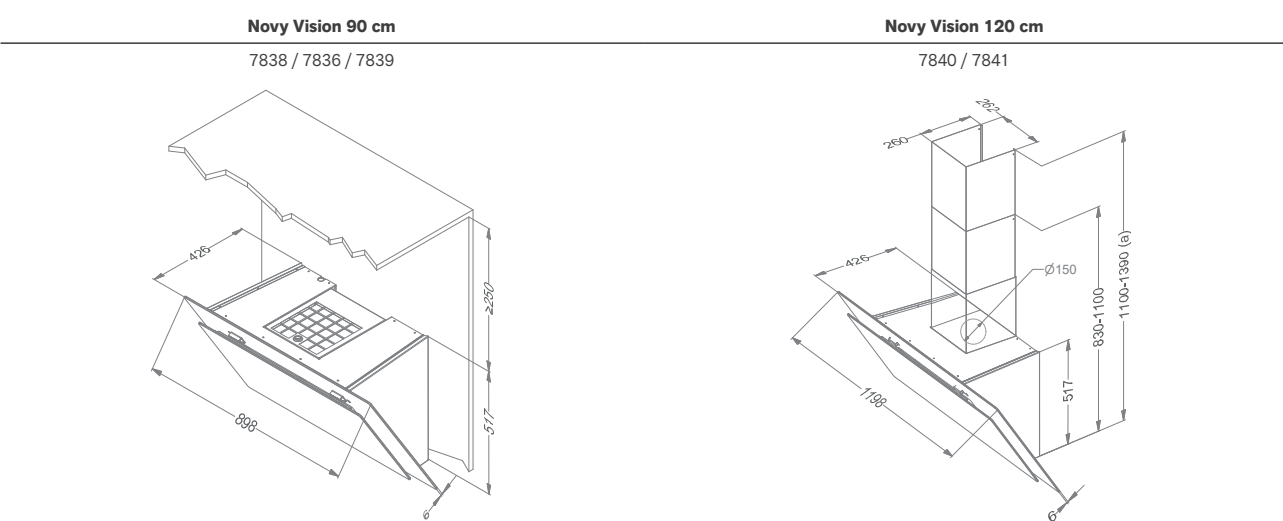
Type		Maximum free flow rate (m³/h)	Air quantity (m³/h) / pressure (Pa)				Noise level dB(A) sound pressure (re20µPa) / sound power (re 1pW)			
			Setting I	Setting II	Setting III	Power setting	Setting I	Setting II	Setting III	Power setting
7850, 7853, 7851	Integrated motor	800	248 / 327	333 / 492	495 / 550	788 / 577	25 / 35	33 / 43	40 / 51	51 / 62
7858, 7856, 7859	Integrated motor	800	126	191	418	478	34 / 45	45 / 55	53 / 64	59 / 70
7830, 7833, 7831	Integrated motor	800	244 / 329	341 / 501	467 / 558	808 / 585	25 / 35	32 / 42	41 / 51	51 / 62
7835	Not included	(1)	(1)	(1)	(1)	(1)	(1)	(1)	(1)	(1)
7838, 7836, 7839	Integrated motor	800	124	196	394	490	34 / 45	45 / 55	55 / 66	59 / 70
7840, 7841	Integrated motor	800	239 / 321	318 / 501	483 / 558	784 / 589	25 / 32	32 / 42	41 / 52	51 / 62
7848, 7849	Integrated motor	800	124	196	394	490	35 / 45	45 / 55	56 / 66	60 / 70

Noise levels measured in accordance with IEC 60704-2-13 standards, flow rates according to IEC 61591.

Technical drawings



a) With chimney extension  
(1) This model should be connected to an internal motor type 245.999, a wall motor type 445.999 or roof motor type 745.999 of 755.999 (see accessories).  
The air volume/noise level depends on the type of motor and installation.



a) With chimney extension

Accessories

	Reference	7850 / 7851	7853	7858 / 7859	7856	7830 / 7831	7833	7835	7838 / 7839	7836	7840 / 7841	7848 / 7849
<b>Motor at a distance</b>												
Remote motor for inside	245.999							•				
Wall motor, minimum 5 m between cooker hood and motor	445.999							•				
Roof motor 48.8 cm height	745.999							•				
Roof motor with noise reduction 78.4 cm height	755.999							•				

Accessories

	Reference	7850 / 7851	7853	7858 / 7859	7856	7830 / 7831	7833	7835	7838 / 7839	7836	7840 / 7841	7848 / 7849
<b>Miscellaneous</b>												
Kit with LED lighting (4,000 K)	906.303	•	•	•	•	•	•	•	•	•	•	•
Chimney extension stainless steel	7830.100	•				•		•			•	
Chimney extension black	7833.100		•				•					
Grease filter (replacement) (2 pcs to order)	7830.020	•	•	•	•	•	•	•	•	•	•	•
Kit for InTouch including an interface (to be mounted before installation of the hood as a replacement for the original interface) and a remote control	990.021	•	•	•	•	•	•	•	•	•	•	•
Extension cable for remote motors (5 m)	7000.092							•				
<b>Recirculation</b>												
Monoblock replacement filter	7400.055			•	•				•	•		•









# Novy Flatline

- Extra slim lines
- Seamless finish
- Subtle looking LED lighting (2,700 K)
- Reversible chimney for recirculation as standard
- Recirculation optional: carbon filter with a life span of up to 900 cooking hours






**Distance**  
Maximum distance between cooker hood and hob.



**InTouch**  
Standard with function for controlling the cooker hood from the hob.



**Recirculation**  
Recirculation is optional.









In option







Width (cm)	Motor	Colour	EEI	Flow power function (m³/h)	Sound level during normal use in dB(A) (re 1 pW)		Ref.
					Minimum	Maximum	
90	Integrated	Stainless steel	A+	635	35	55	7600
	Integrated	Black	A+	635	35	55	7602
	Not included <sup>(1)</sup>	Stainless steel		<sup>(1)</sup>	<sup>(1)</sup>	<sup>(1)</sup>	7605
120	Integrated	Stainless steel	A+	631	36	55	7610
	Integrated	Black	A+	631	36	55	7612
	Not included <sup>(1)</sup>	Stainless steel		<sup>(1)</sup>	<sup>(1)</sup>	<sup>(1)</sup>	7615

Noise levels measured in accordance with IEC 60704-2-13 standards, flow rates according to IEC 61591.

(1) This model should be connected to an internal motor type 245.999, a wall motor type 445.999 or roof motor type 745.999 of 755.999 (see accessories). The air volume/noise level depends on the type of motor and installation.

Technical specifications

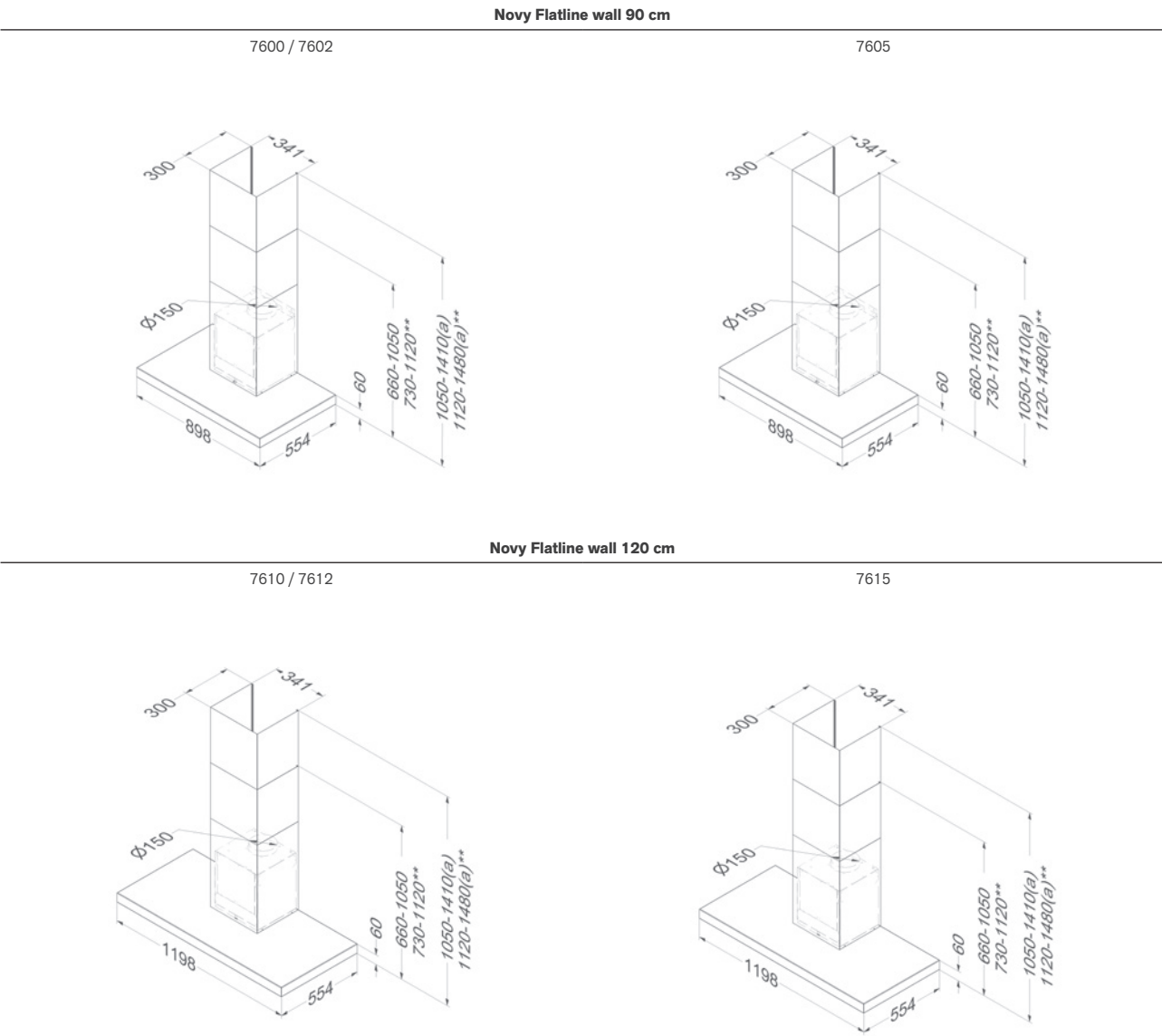
				
	Novy Flatline wall 90 cm 7600 stainless steel / 7602 black (≈RAL 9005)	Novy Flatline wall 90 cm 7605 stainless steel Motor not included	Novy Flatline wall 120 cm 7610 stainless steel / 7612 black (≈RAL 9005)	Novy Flatline wall120 cm 7615 stainless steel Motor not included
Functions				
Controls	Buttons	Buttons	Buttons	Buttons
Number of speed settings	3 + power function	3 + power function	3 + power function	3 + power function
Power setting with automatic downshift (min.)	6	6	6	6
With noise reduction	▪	▪	▪	▪
Recirculation	Optional (monoblock)		Optional (monoblock)	
InTouch function for hobs	▪	▪	▪	▪
Auto-Stop, automatic switch-off after 3 hours	▪	▪	▪	▪
Run-on timer (min.)	10	10	10	10
Cleaning indicator for grease filter	▪	▪	▪	▪
Replacement indicator for recirculation filter	▪		▪	
Lighting				
Type of lighting (number/W)	LED (4×2) / dimmable	LED (4×2) / dimmable	LED (4×2) / dimmable	LED (4×2) / dimmable
Lighting colour (K)	2,700	2,700	2,700	2,700
Technical characteristics				
Colour	7600 stainless steel 7602 black (≈RAL 9005)	7605 stainless steel	7610 stainless steel 7612 black (≈RAL 9005)	7615 stainless steel
Integrated motor	▪		▪	
Motor not included (suitable for wall motor, flat roof motor outside)		▪		▪
Weight cooker hood / motor casing (kg)	30	27 + motor	38.5	35.5 + motor
Mains voltage (V) / Electrical connection value (W)	230 / 117	230 / 12 + motor	230 / 117	230 / 12 + motor
Dimensions				
Dimensions (W×D×H) (mm)	898×554	898×554	1198×554	1198×554
Height of the cooker hood (Hmin–Hmax) (mm)	660–1050	660–1050	660–1050	660–1050
Height of the cooker hood with recirculation (Hmin–Hmax) (mm)	730–1120		730–1120	
Maximum height with shaft extension (mm) optional	1410	1410	1410	1410
Maximum height with shaft extension with recirculation (mm) optional	1480		1480	
Exhaust opening diameter (mm)	150	150	150	150
Exhaust position	Top	Top	Top	Top
Recommended installation height with an induction cooker (Hmin–Hmax) (mm)	650–750	650–750	650–750	650–750
Recommended installation height with an electric or ceramic cooker (Hmin–Hmax) (mm)	600–750	600–750	600–750	600–750
Recommended installation height with a gas cooker (Hmin–Hmax) (mm)	650–750	650–750	650–750	650–750

Air quantity and sound level

		Maximum free flow rate (m³/h)	Air quantity (m³/h) / pressure (Pa)				Noise level dB(A) sound pressure (re20µPa) / sound power (re 1pW)			
			Setting I	Setting II	Setting III	Setting IV / Power setting	Setting I	Setting II	Setting III	Setting IV / Power setting
7600, 7602	Integrated motor	815	233 / 70	415 / 240	551 / 384	635 / 385	24 / 35	36 / 47	44 / 55	46 / 57
7605	Not included		(1)	(1)	(1)	(1)	(1)	(1)	(1)	(1)
7610, 7612	Integrated motor	815	259 / 83	420 / 247	550 / 380	631 / 381	26 / 36	38 / 49	44 / 55	48 / 59
7615	Not included		(1)	(1)	(1)	(1)	(1)	(1)	(1)	(1)

Noise levels measured in accordance with IEC 60704-2-13 standards, flow rates according to IEC 61591.

Technical drawings



a) With chimney extension - \*\*With recirculation  
(1) This model should be connected to an internal motor type 245.999, a wall motor type 445.999 or roof motor type 745.999 of 755.999 (see accessories).  
The air volume/noise level depends on the type of motor and installation.



Accessories

	Reference	7600	7602	7605	7610	7612	7615
<b>Motor at a distance</b>							
Remote motor for inside	245.999			•			•
Wall motor, minimum 5 m between cooker hood and motor	445.999			•			•
Roof motor 48.8 cm height	745.999			•			•
Roof motor with noise reduction 78.4 cm height	755.999			•			•
<b>Miscellaneous</b>							
Chimney extension Stainless steel	7600.100	•		•	•		•
Chimney extension Black	7602.100		•			•	
Back panel 900×690×15 (B×H×D) (mm) Stainless steel	150.200	•		•			
Back panel 900×690×15 (B×H×D) (mm) Black	152.200		•				
Back panel 900×750×15 (B×H×D) (mm) Stainless steel	150.275	•		•			
Back panel 1200×690×15 (B×H×D) (mm) Stainless steel	170.200				•		•
Back panel 1200×690×15 (B×H×D) (mm) Black	172.200					•	
Back panel 1200×750×15 (B×H×D) (mm) Stainless steel	170.275				•		•
Grease filter (replacement)	7400.020	•	•	•	•	•	•
Kit with LED lighting (4,000 K)	906.307	•	•	•	•	•	•
Remote control	840.029	•	•	•	•	•	•
Extension cable for remote motors (5 m)	7000.092			•			•
Kit connection with external cover and/or lighting	990.030	•	•	•	•	•	•

Accessories

	Reference	7600	7602	7605	7610	7612	7615
<b>Recirculation</b>							
Recirculation kit	7600.400	•	•		•	•	
Monoblock replacement filter	7600.060	•	•		•	•	



245.999

245.999

445.999

445.999

745.999

745.999

755.999

755.999

840.029

990.030

990.030

7400.020







# Novy Salsa

- Slim design
- High quality simplicity
- Easy and simple control
- Reversible chimney for recirculation as standard
- Subtle LED lighting (3,000 K)





**Distance**  
Maximum distance between cooker hood and hob.



**Recirculation**  
Recirculation is optional.





Width (cm)	Motor	Colour	EEI	Flow power function (m³/h)	Sound level during normal use in dB(A) (re 1 pW)		Ref.
					Minimum	Maximum	
60	Integrated	Stainless steel	A	617	48	58	6500
90	Integrated	Stainless steel	A	640	45	57	6510
	Integrated	Black	A	640	45	57	6512

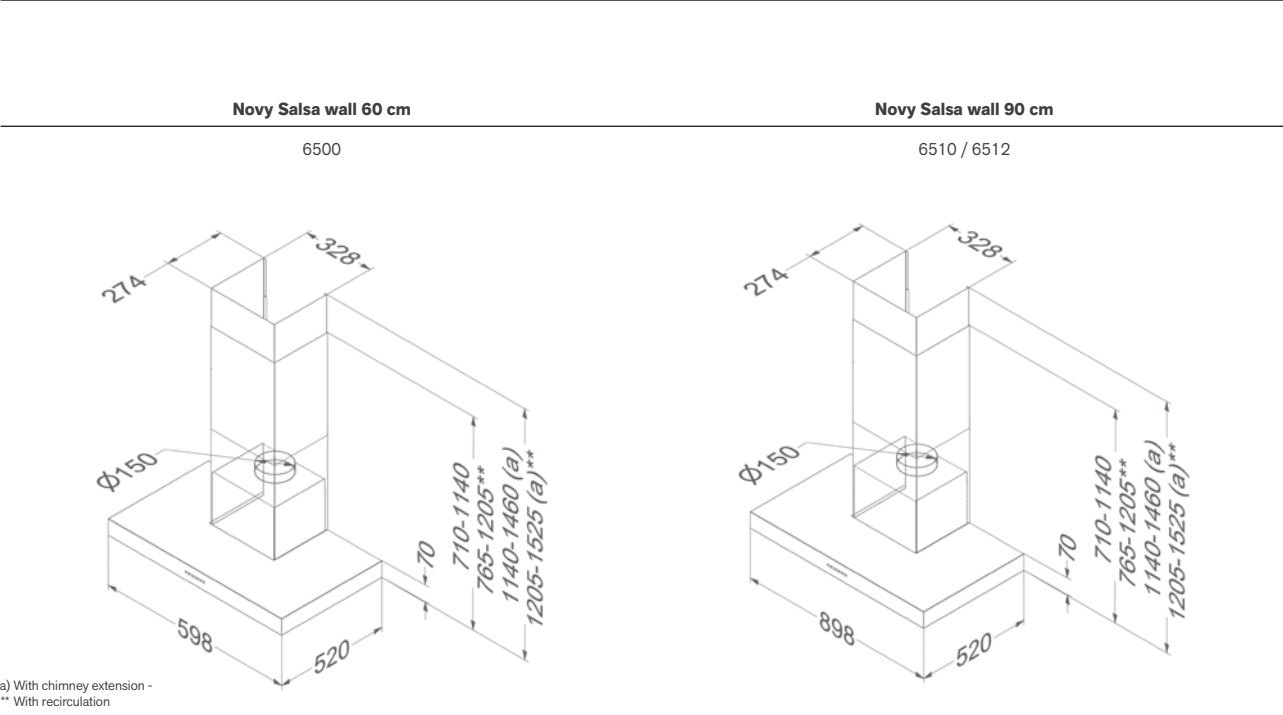
Noise levels measured in accordance with IEC 60704-2-13 standards, flow rates according to IEC 61591.



Technical specifications

<div><div></div><div></div></div>		
<div><div><b>Novy Salsa wall 60 cm</b> 6500 stainless steel</div><div><b>Novy Salsa wall 90 cm</b> 6510 stainless steel 6512 black</div></div>		
<b>Functions</b>		
Controls	Buttons	Buttons
Number of speed settings	3 + power function	3 + power function
Power setting with automatic downshift (min.)	5	5
Recirculation	Optional (Carbon cartridge replacement)	Optional (Carbon cartridge replacement)
Run-on timer (min.)	5, 10, 15, 20	5, 10, 15, 20
Cleaning indicator for grease filter	•	•
Replacement indicator for recirculation filter	•	•
<b>Lighting</b>		
Type of lighting (number/W)	LED (2×2)	LED (3×2)
Lighting colour (K)	3,000	3,000
<b>Technical characteristics</b>		
Colour	6500 stainless steel	6510 stainless steel 6512 black (≈RAL 9005)
Integrated motor	•	•
Weight cooker hood / motor casing (kg)	18	20
Mains voltage (V) / Electrical connection value (W)	230 / 210	230 / 241
<b>Dimensions</b>		
Dimensions (B×D) (mm)	598×520	898×520
Height of the cooker hood (Hmin–Hmax) (mm)	710–1140	710–1140
Height of the cooker hood with recirculation (Hmin–Hmax) (mm)	765–1205	765–1205
Maximum height with shaft extension (mm) optional	1460	1460
Maximum height with shaft extension with recirculation (mm) optional	1525	1525
Exhaust opening diameter (mm)	150	150
Exhaust position	Top	Top
Recommended installation height with an induction cooker (Hmin–Hmax) (mm)	650–750	650–750
Recommended installation height with an electric or ceramic cooker (Hmin–Hmax) (mm)	600–750	600–750
Recommended installation height with a gas cooker (Hmin–Hmax) (mm)	650–750	650–750

Technical drawings



Accessories

	Reference	6500	6510	6512
<b>Motor at a distance</b>				
Chimney extension Stainless steel	6200.100	•	•	
Chimney extension Black	6512.100			•
Back panel 600×690×15 (B×H×D) (mm) Stainless steel	140.200	•		
Back panel 900×690×15 (B×H×D) (mm) Stainless steel	150.200		•	
Back panel 900×690×15 (B×H×D) (mm) Black	152.200			•
Back panel 900×750×15 (B×H×D) (mm) Stainless steel	150.275		•	
Grease filter (replacement) (2 pcs to order)	6200.020	•	•	•
<b>Recirculation</b>				
Recirculation kit	6200.400	•	•	•
Carbon cartridge replacements (replacement)	6200.055	•	•	•



Noise levels measured in accordance with IEC 60704-2-13 standards, flow rates according to IEC 61591.



# Island cooker hoods

## Novy Phantom



Width					
90 cm					■
100 cm					■
108 cm				■	
120 cm					■
130 cm	■				
Colour					
White				■	
Stainless steel					■
Black	■	■	■	■	■
Motor					
Integrated	■	■	■	■	■
Not included					■
Exhaust					
To the outside					■
Recirculation	■	■	■	Optional	

p. 178

## Novy Pureline Frame



p. 184

## Novy Mood



p. 192

## Novy Flatline



p. 198









# Novy Phantom Frame & Novy Phantom Cable




- Light translucent glass for an eye-catcher in the kitchen
- Novy Phantom Frame has a subtle frame for an industrial look
- Novy Phantom Cable has an height-adjustable steel cable for a floating effect
- Four corner spotlights bring the box-in-box design to life (2,700 K)
- Dimmable LED strip creates atmospheric upward scattered light (2,700 K)
- Functional dimmable cooking light - colour intensity can be selected (2,700 K to 4,000 K)
- Integrated recirculation solution for optimal energy efficiency (carbon filter with a life span of up to 900 cooking hours)
- Operation possible via Novy Connect App, as well as via remote control




**Distance**  
Maximum distance between cooker hood and hob.



**InTouch**  
Standard with function for controlling the cooker hood from the hob.



**Recirculation**  
Standard with recirculation.



**Novy Connect**  
Operation and settings possible via smartphone or tablet.





Sound level during normal use in dB(A) (re 1 pW)							
	Width (cm)	Motor	Colour	Flow power function (m³/h)	Minimum	maximum	Ref.
Phantom Frame	130	Integrated	Black	501	40	59	7540
Phantom Cable	130	Integrated	Black	501	40	59	7530

Noise levels measured in accordance with IEC 60704-2-13 standards, flow rates according to IEC 61591.

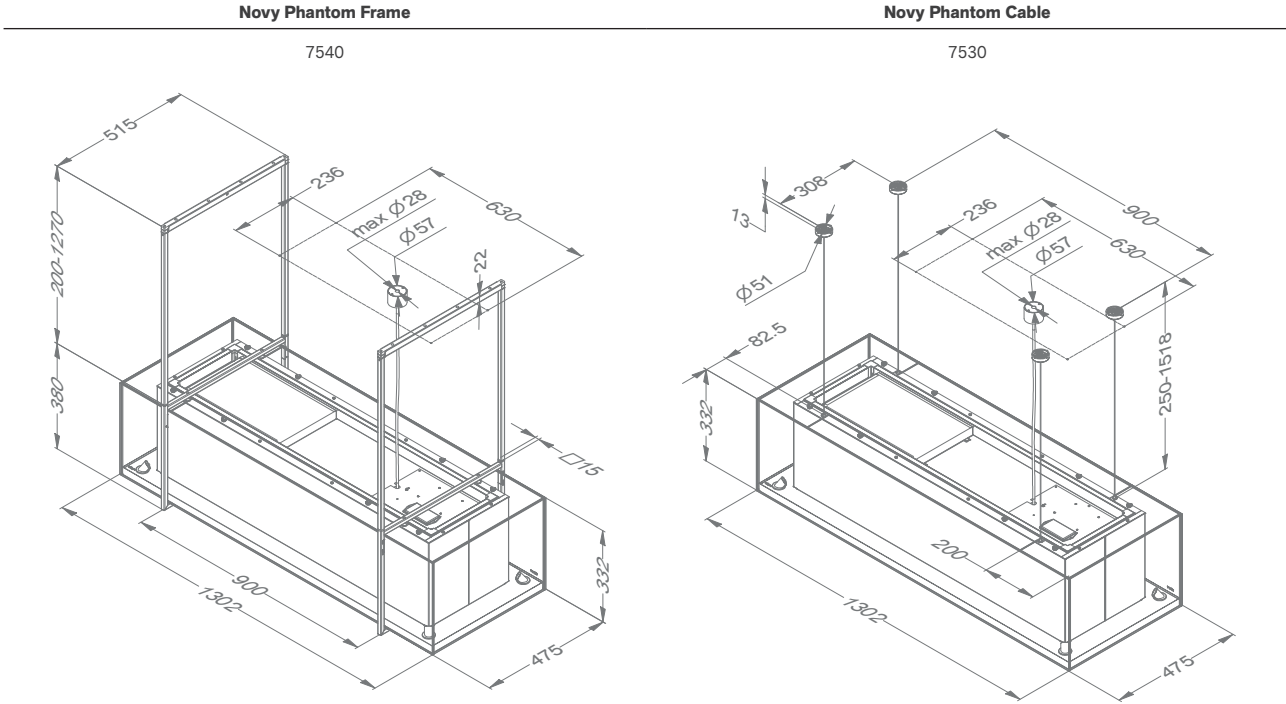
Video  
Novy Phantom



Technical specifications

<div><div></div><div></div></div>		
	<b>Novy Phantom Frame 7540</b>	<b>Novy Phantom Cable 7530</b>
<b>Functions</b>		
Controls	Remote control / Novy Connect	Remote control / Novy Connect
Number of speed settings	3 + power function	3 + power function
Power setting with automatic downshift (min.)	6	6
With noise reduction	•	•
Recirculation	• (monoblock)	• (monoblock)
InTouch function for hobs	•	•
Auto-Stop, automatic switch-off after 3 hours	•	•
Run-on timer (min.)	30	30
Cleaning indicator for grease filter	•	•
Replacement indicator for recirculation filter	•	•
<b>Functional lighting</b>		
Type of lighting (number/W)	LED (4×2 )	LED (4×2 )
Dimmable lighting	•	•
Lighting colour (K)	Default setting 2,700 (adjustable between 2,700 and 4,000)	Default setting 2,700 (adjustable between 2,700 and 4,000)
<b>Mood lighting</b>		
Corner spots: Type of lighting (number/W)	LED (4×2 )	LED (4×2 )
Led strip: Type of lighting (W)	LED (43)	LED (43)
Dimmable lighting	•	•
Lighting colour (K)	2.700	2.700
<b>Technical characteristics</b>		
Integrated motor	•	•
Weight cooker hood / motor casing (kg)	51	45
Mains voltage (V) / Electrical connection value (W)	230 / 159	230 / 159
<b>Dimensions</b>		
Dimensions (B×D) (mm)	1302×475	1302×475
Height of the cooker hood (Hmin–Hmax) (mm)	332	332
Exhaust position	Top	Top
Recommended installation height with an induction cooker (Hmin–Hmax) (mm)	650–850	650–850
Recommended installation height with an electric or ceramic cooker (Hmin–Hmax) (mm)	600–850	600–850
Recommended installation height with a gas cooker (Hmin–Hmax) (mm)	650–850	650–850

Technical drawings



Air quantity and sound level

Type		Maximum free flow rate (m³/h)	Air quantity (m³/h) / pressure (Pa)				Noise level dB(A) sound pressure (re20µPa) / sound power (re 1pW)			
			Setting I	Setting II	Setting III	Setting IV	Setting I	Setting II	Setting III	Setting IV
7540, 7530	Integrated motor	815	142	280	393	501	27 / 40	41 / 53	46 / 59	50 / 63

Noise levels measured in accordance with IEC 60704-2-13 standards, flow rates according to IEC 61591.





Accessories

	Reference	7540	7530
<b>Miscellaneous</b>			
Grease filter (replacement)	7530.020	•	•
Kit of longer suspension cables (4 × 3.5 m)	7530.100		•
<b>Recirculation</b>			
Monoblock replacement filter	7300.055	•	•







NOVY

PREMIUM  
INNOVATION  
PRODUCT

Novy Pureline Frame / Island cooker hoods



184 – 185

# Novy Pureline Frame

- Width and arrangement can be adapted to individual needs thanks to modular construction
- Sheet material is an important part of the kitchen, therefore it is not included in the delivery, but provided by your professional kitchen fitter
- Optimum efficiency even with wide cooking surfaces (fume hood range B 90/120cm and D 50cm)
- Dimmable LED illumination warm white (2,700 K), adjustable to neutral white (4,000 K) for illumination of worktop
- Integrated recirculation solution for optimal energy efficiency (carbon filter with a life span of up to 900 cooking hours)



**Distance**  
Maximum distance between cooker hood and hob.



**InTouch**  
Standard with function for controlling the cooker hood from the hob.



**Recirculation**  
Standard with recirculation.



Width (cm) cooker hood	Motor	Colour	Frame (number)	Frame height (cm)	Lighting kits (number)	Flow power function (m³/h)	Sound level during normal use in dB(A) (re 1 pW)		Ref.
							Minimum	maximum	
90	Integrated	Black	2	70	-	520	39	59	15001
	Integrated	Black	3	70	1	520	39	59	15003
	Integrated	Black	4	70	2	520	39	59	15005
	Integrated	Black	2	80	-	520	39	59	15007
	Integrated	Black	3	80	1	520	39	59	15009
	Integrated	Black	4	80	2	520	39	59	15011
120	Integrated	Black	2	70	-	520	39	59	15002
	Integrated	Black	3	70	1	520	39	59	15004
	Integrated	Black	4	70	2	520	39	59	15006
	Integrated	Black	2	80	-	520	39	59	15008
	Integrated	Black	3	80	1	520	39	59	15010
	Integrated	Black	4	80	2	520	39	59	15012

Noise levels measured in accordance with IEC 60704-2-13 standards, flow rates according to IEC 61591.

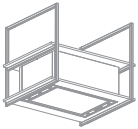
Video  
Novy Pureline Frame



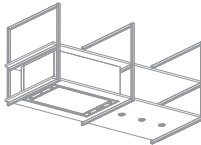
ISLAND  
COOKER  
HOODS



Technical specifications

		
<div>Cooker hood 90 cm 15001 frame height 70 cm / 15007 frame height 80 cm</div> <div>Cooker hood 120 cm 15002 frame height 70 cm / 15008 frame height 80 cm</div>		
<b>Funcities</b>		
Controls	Buttons + Remote control	Buttons + Remote control
Number of speed settings	3 + powerfunction	3 + powerfunction
Power setting with automatic downshift (min.)	6	6
With noise reduction	▪	▪
Recirculation	▪ (Monoblock)	▪ (Monoblock)
InTouch function for hobs	▪	▪
Auto-Stop, automatic switch-off after 3 hours	▪	▪
Run-on timer (min.)	30	30
Cleaning indicator for grease filter	▪	▪
Replacement indicator for recirculation filter	▪	▪
<b>Lighting cooker hood</b>		
Type of lighting (number/W)	LED (4×2) / dimmable	LED (4×2) / dimmable
Lighting colour (K)	2.700 or 4.000	2.700 or 4.000
<b>Lighting shelf</b>		
Type of lighting (number/W)		
Lighting colour (K)		
Operation		
<b>Technical characteristics</b>		
Number of frames	2	2
Colour	black (≈RAL 9005)	black (≈RAL 9005)
Integrated motor	▪	▪
Ceiling cap electrical connection	▪	▪
Power cord length (mm)	180	180
Weight excl. shelf* (kg)	53	57
Mains voltage (V) / Electrical connection value (W)	230 / 117	230 / 118
<b>Dimensions</b>		
Dimensions cooker hood (W×D×H) (mm)	868×508	1168×508
Opening lower shelf (W×D) (mm)	845×485	1145×485
Dimensions housing cooker hood (W×D×H) (mm)	872×556×330	1172×556×330
Exhaust opening top shelf (W×D) (mm)	401×248	401×248
Exhaust position	Top	Top
<b>Dimensions frame</b>		
Dimensions (W×D) (mm)	25×806	25×806
Dimensions (H) (mm)	700 or 800	700 or 800
Depth of shelf material (mm)*	750	750
Thickness of shelf material (mm)*	18-25	18-25
<b>Installation height</b>		
Recommended installation height with an induction cooker (Hmin–Hmax) (mm)	650–850	650–850
Recommended installation height with an electric or ceramic cooker (Hmin–Hmax) (mm)	650–850	650–850
Installation height with gas hob (Hmin–Hmax) (mm)	650–850	650–850

\* Provide the shelf yourself, taking into account sufficient bearing capacity and the correct thickness.

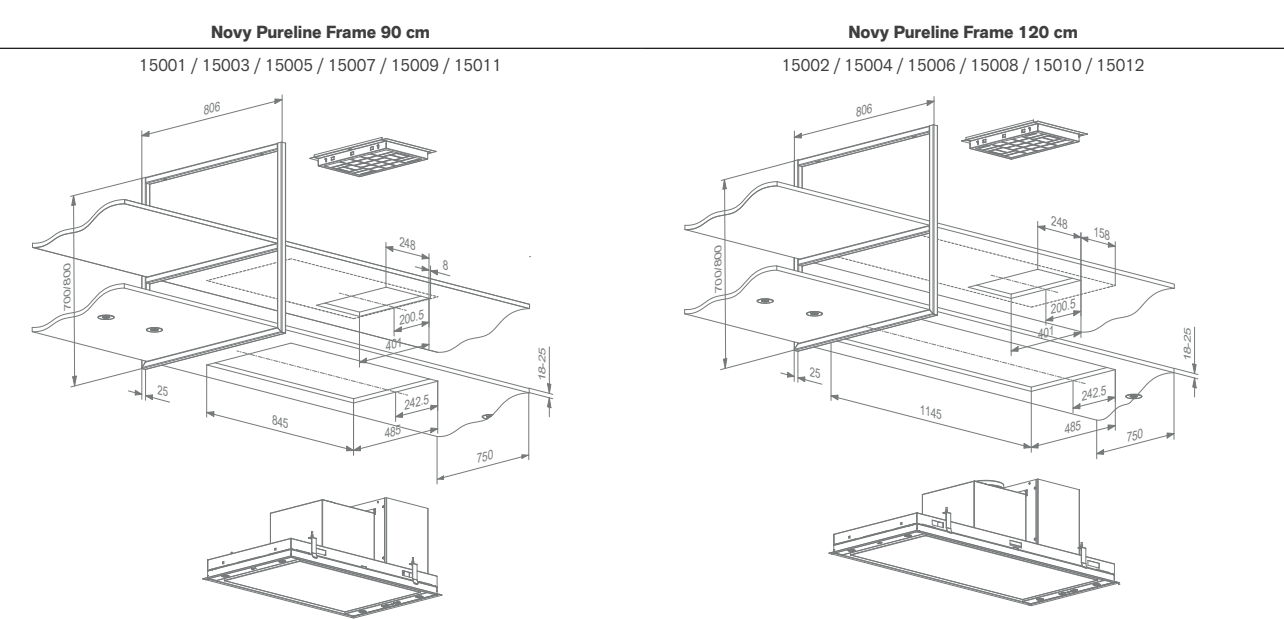
			
<div>Cooker hood 90 cm 15003 frame height 70 cm / 15009 frame height 80 cm</div> <div>Cooker hood 120 cm 15004 frame height 70 cm / 15010 frame height 80 cm</div> <div>Cooker hood 90 cm 15005 frame height 70 cm / 15011 frame height 80 cm</div> <div>Cooker hood 120 cm 15006 frame height 70 cm / 15012 frame height 80 cm</div>			
Buttons + Remote control	Buttons + Remote control	Buttons + Remote control	Buttons + Remote control
3 + powerfunction	3 + powerfunction	3 + powerfunction	3 + powerfunction
6	6	6	6
▪	▪	▪	▪
▪ (Monoblock)	▪ (Monoblock)	▪ (Monoblock)	▪ (Monoblock)
▪	▪	▪	▪
▪	▪	▪	▪
30	30	30	30
▪	▪	▪	▪
▪	▪	▪	▪
LED (4×2) / dimmable	LED (4×2) / dimmable	LED (4×2) / dimmable	LED (4×2) / dimmable
2.700 or 4.000	2.700 or 4.000	2.700 or 4.000	2.700 or 4.000
LED (3×2) / dimmable	LED (3×2) / dimmable	LED (6×2) / dimmable	LED (6×2) / dimmable
2.700 or 4.000	2.700 or 4.000	2.700 or 4.000	2.700 or 4.000
Simultaneously with cooker hood	Simultaneously with cooker hood	Simultaneously with cooker hood	Simultaneously with cooker hood
3	3	4	4
black (≈RAL 9005)	black (≈RAL 9005)	black (≈RAL 9005)	black (≈RAL 9005)
▪	▪	▪	▪
▪	▪	▪	▪
180	180	180	180
61	66	69	74
230 / 126	230 / 127	230 / 135	230 / 136
868×508	1168×508	868×508	1168×508
845×485	1145×485	845×485	1145×485
872×556×330	1172×556×330	872×556×330	1172×556×330
401×248	401×248	401×248	401×248
Top	Top	Top	Top
25×806	25×806	25×806	25×806
700 or 800	700 or 800	700 or 800	700 or 800
750	750	750	750
18-25	18-25	18-25	18-25
650–850	650–850	650–850	600–850
650–850	650–850	650–850	600–850
650–850	650–850	650–850	600–850

Air quantity and sound level

Type		Maximum free flow rate (m³/h)	Air quantity (m³/h)				Noise level dB(A) sound pressure (re20µPa) / sound power (re 1pW)			
			Setting I	Setting II	Setting III	Power setting	Setting I	Setting II	Setting III	Power setting
15001, 15003, 15005, 15007, 15009, 15011	90 cm cooker hood	815	175	325	440	520	27 / 39	39 / 51	45 / 59	49 / 61
15002, 15004, 15006, 15008, 15010, 15012	120 cm cooker hood	815	175	325	440	520	27 / 39	39 / 51	45 / 59	49 / 61

Noise levels measured in accordance with IEC 60704-2-13 standards, flow rates according to IEC 61591.

Technical drawings

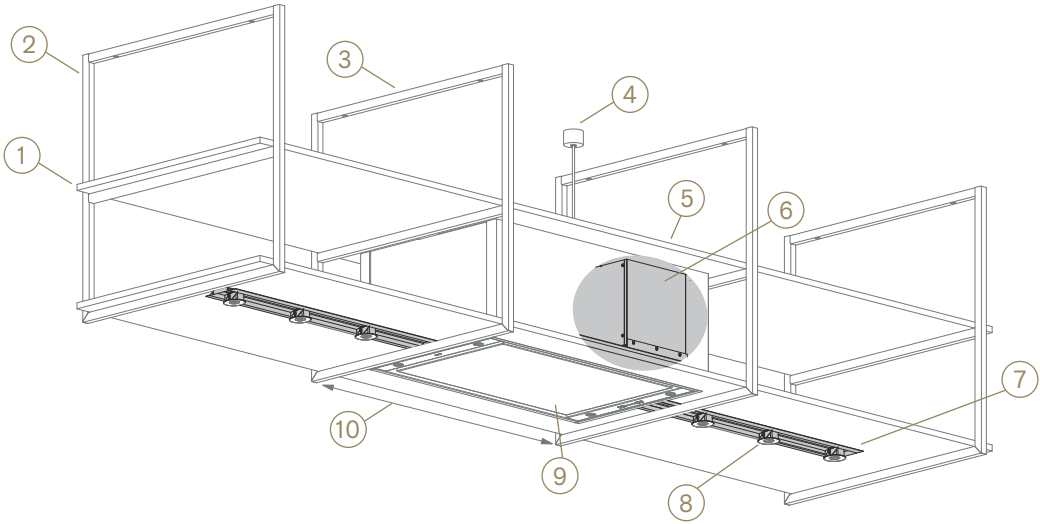


Accessories

Miscellaneous	Reference	15001 15003 15005 15007 15009 15011					15002 15004 15006 15008 15010 15012				
Grease filter (replacement) (2 pcs to order)	6830.020					•					•
Monoblock replacement filter	7300.055					•					•



In detail



- ①

Creative filling in of sheet material by professional kitchen fitter (thickness 18-25 mm / width 750 mm)
- ②

Black (≈RAL 9005) painted ceiling frame (thickness 25 mm). Height frame 700 or 800 mm.
- ③

Width and arrangement can be adapted to individual needs thanks to modular construction (painted ≈ RAL 9005)
- ④

Black ceiling cap for electrical connection
- ⑤

Integrated recirculation solution for optimal energy efficiency
- ⑥

Behind the housing of the cooker hood you will find the motor and recirculation box
- ⑦

Tight cover for LED lights and connection. Easy to shorten
- ⑧

Dimmable LED lighting warm white (2,700 K), adjustable to neutral white (4,000 K) for worktop lighting. Each lighting kit contains 3 LEDs including wiring (number of lighting kits depends on the model). Depending on the design requirements, 2 or 3 LEDs can be fitted.  
Important note for the 4-frame model: the same number of spotlights must be used for both lighting sets.
- ⑨

Optimal efficiency even with wide cooking surfaces (fume hood range B 90/120cm and D 50cm)
- ⑩


Recommended maximum width distance frames between cooker hood is 1250 mm



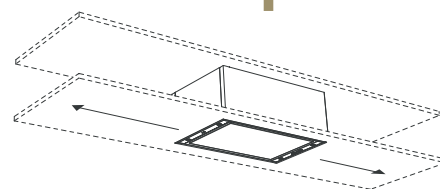


# Customise your Novy Pureline Frame


- 1 Determine the number and height of the frames



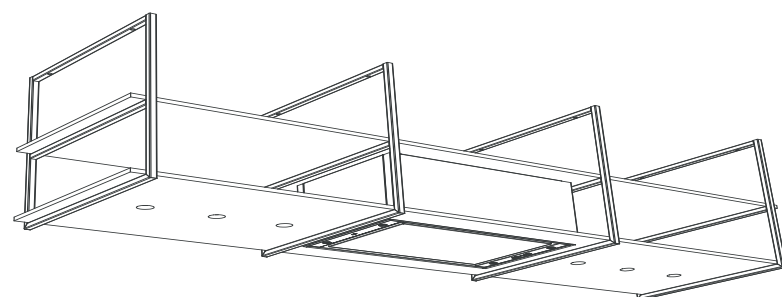
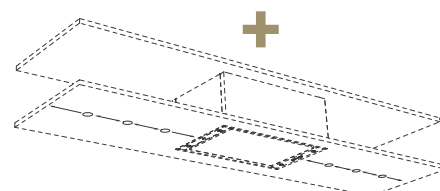
- 2 Determine the width of the cooker hood & the position in the frame



- 3 Determine the texture & design of your shelves (not included in kit)



- 4 Determine the position & the ambient light kit







# Novy Mood

- Efficient cooker hood and lighting in one
- Adjustable light intensity and colour temperature from 2,700 K to 5,000 K
- Recirculation as standard for additional planning options (carbon filter with a life span of up to 900 cooking hours)
- Extended lighting function for the right amount of light and atmosphere during and after cooking (cooking mode and mood mode)
- Operation and settings possible via smartphone or tablet (Novy Connect), as well as via remote control



**Distance**  
Maximum distance between cooker hood and hob.



**InTouch**  
Standard with function for controlling the cooker hood from the hob.



**Recirculation**  
Standard with recirculation.



**Novy Connect**  
Operation and settings possible via smartphone or tablet.




Width (cm)	Motor	Colour	Flow setting 4 (m³/h)	Sound level during normal use in dB(A) (re 1 pW)		Ref.
				Minimum	maximum	
108	Integrated	White	661	53	69	7550
	Integrated	Black	661	53	69	7552

Noise levels measured in accordance with IEC 60704-2-13 standards, flow rates according to IEC 61591.





Technical specifications

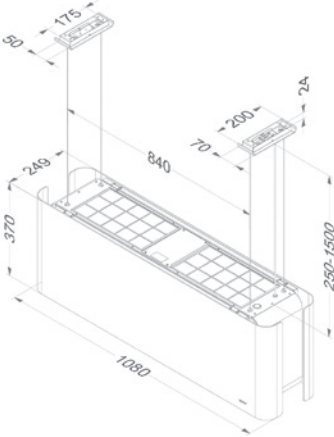
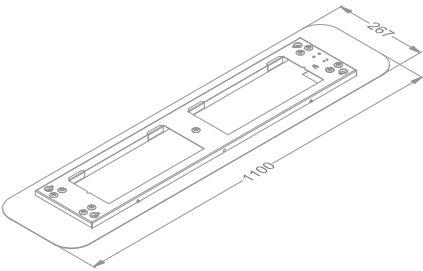
	
Novy Mood 108 cm 7550 white / 7552 black	
Functions	
Controls	Remote control / Novy Connect
Number of speed settings	4
With noise reduction	•
Recirculation	• (monoblock)
InTouch function for hobs	•
Auto-Stop, automatic switch-off after 3 hours	•
Run-on timer (min.)	30
Cleaning indicator for grease filter	•
Replacement indicator for recirculation filter	•
Lighting	
Type of lighting (W)	LED (32) / dimmable
Lighting colour cooking mode (K)	Default setting 4,000 (adjustable between 2,700 and 5,000)
Lighting colour mode mode (K)	Default setting 2,700 (adjustable between 2,700 and 5,000)
Technical characteristics	
Colour	7550 white (≈RAL 9003) / 7552 black (≈RAL 9005)
Integrated motor	•
Weight cooker hood / motor casing (kg)	32
Mains voltage (V) / Electrical connection value (W)	230 / 202
Dimensions	
Dimensions (B×D) (mm)	1080×246
Height of the Cooker hood (mm)	370
Exhaust position	Top
Recommended installation height with an induction cooker (Hmin–Hmax) (mm)	650–850
Recommended installation height with an electric or ceramic cooker (Hmin–Hmax) (mm)	600–850
Recommended installation height with a gas cooker (Hmin–Hmax) (mm)	650–850

Air quantity and sound level

Type		Maximum free flow rate (m³/h)	Air quantity (m³/h)				Noise level dB(A) sound pressure (re20µPa) / sound power (re 1pW)			
			Setting I	Setting II	Setting III	Setting IV	Setting I	Setting II	Setting III	Setting IV
7550, 7552	Integrated motor	1010	324	432	534	661	41 / 53	47 / 59	52 / 64	57 / 69

Noise levels measured in accordance with IEC 60704-2-13 standards, flow rates according to IEC 61591.

Technical drawings

Novy Mood	
7550 / 7552	7550.500 / 7552.500
	

Accessories

	Reference	7550	7552
Miscellaneous			
Grease filter (replacement) (4 pcs to order)	7550.030	•	•
Kit with longer hanging cables (4×3,5 m)	7550.100	•	•
Mounting set black	7552.300		•
Ceiling plate white	7550.500	•	
Ceiling plate black	7552.500		•
Recirculation			
Monoblock replacement filter (set contains 2 pcs)	7550.400	•	•

**7552+7552.500**

**7550.030**

**7552.300**

**7552.500**

**7550.400**











# Novy Flatline

- Extra slim lines
- Seamless finish
- Subtle looking LED lighting (2,700 K)
- Reversible chimney for recirculation as standard
- Recirculation optional: carbon filter with a life span of up to 900 cooking hours






**Distance**  
Maximum distance between cooker hood and hob.



**InTouch**  
Standard with function for controlling the cooker hood from the hob.



**Recirculation**  
Recirculation is optional.









In option 

Width (cm)	Motor	Colour	EEI	Flow power function (m³/h)	Sound level during normal use in dB(A) (re 1 pW)		Ref.
					Minimum	Maximum	
90	Integrated	Stainless steel	A+	707	35	53	7640
	Integrated	Black	A+	707	35	53	7642
	Not included <sup>(1)</sup>	Stainless steel		<sup>(1)</sup>	<sup>(1)</sup>	<sup>(1)</sup>	7645
100	Integrated	Stainless steel	A	743	47	57	7650
	Not included <sup>(1)</sup>	Stainless steel		<sup>(1)</sup>	<sup>(1)</sup>	<sup>(1)</sup>	7655
120	Integrated	Stainless steel	A	744	47	57	7660
	Not included <sup>(1)</sup>	Stainless steel		<sup>(1)</sup>	<sup>(1)</sup>	<sup>(1)</sup>	7665

Noise levels measured in accordance with IEC 60704-2-13 standards, flow rates according to IEC 61591.

(1) This model should be connected to an internal motor type 245.999, a wall motor type 445.999 or roof motor type 745.999 of 755.999 (see accessories). The air volume/noise level depends on the type of motor and installation.

Technical specifications



**Novy Flatline island 90 cm**  
**7640 stainless steel /**  
**7642 black (≈RAL 9005)**

**Novy Flatline island 90 cm**  
**7645 stainless steel**  
**motor not included**

Functions		
Controls	Buttons	Buttons
Number of speed settings	3 + power function	3 + power function
Power setting with automatic downshift (min.)	6	6
With noise reduction	▪	▪
Recirculation	Optional (monoblock)	
InTouch function for hobs	▪	▪
Auto-Stop, automatic switch-off after 3 hours	▪	▪
Run-on timer (min.)	10	10
Cleaning indicator for grease filter	▪	▪
Replacement indicator for recirculation filter	▪	
Lighting		
Type of lighting (number/W)	LED (4×2)	LED (4×2)
Dimmable Lighting	▪	▪
Lighting colour (K)	2,700	2,700
Technical characteristics		
Colour	7640 stainless steel 7642 black (≈RAL 9005)	stainless steel
Integrated motor	▪	
Motor not included (suitable for wall motor, flat roof motor outside)		▪
Weight cooker hood / motor casing (kg)	36	33 + motor
Mains voltage (V) / Electrical connection value (W)	230 / 118	230 / 13 + motor
Dimensions (mm)		
Dimensions (B×D)	900×600	900×600
Height of the cooker hood (Hmin–Hmax) (mm)	563–730	563–730
Height of the cooker hood with recirculation (Hmin–Hmax) (mm)	679–860	
Maximum height with chimney extension Optional A/B	1040 / 1350	1040 / 1350
Maximum height with chimney extension for recirculation Optional A/B	1170 / 1480	
Exhaust opening diameter (mm)	150	150
Exhaust position	Top	Top
Recommended installation height with an induction cooker (Hmin–Hmax) (mm)	650–850	650–850
Recommended installation height with an electric or ceramic cooker (Hmin–Hmax) (mm)	600–850	600–850
Recommended installation height with a gas cooker (Hmin–Hmax) (mm)	650–850	650–850



**Novy Flatline island 100 cm**  
**7650 stainless steel**

**Novy Flatline island 100 cm**  
**7655 stainless steel**  
**motor not included**

**Novy Flatline island 120 cm**  
**7660 stainless steel**

**Novy Flatline island 120 cm**  
**7665 stainless steel**  
**motor not included**

Buttons	Buttons	Buttons	Buttons
3 + power function	3 + power function	3 + power function	3 + power function
6	6	6	6
▪	▪	▪	▪
Optional (monoblock)		Optional (monoblock)	
▪	▪	▪	▪
▪	▪	▪	▪
10	10	10	10
▪	▪	▪	▪
▪		▪	
LED (4×2)	LED (4×2)	LED (4×2)	LED (4×2)
▪	▪	▪	▪
2,700	2,700	2,700	2,700
stainless steel	stainless steel	stainless steel	stainless steel
▪		▪	
	▪		▪
38	35 + motor	42	39 + motor
230 / 308	230 / 13 + motor	230 / 300	230 / 13 + motor
1000×700	1000×700	1200×700	1200×700
563–730	563–730	563–730	563–730
679–860		679–860	
1040 / 1350	1040 / 1350	1040 / 1350	1040 / 1350
1170 / 1480		1170 / 1480	
150	150	150	150
Top	Top	Top	Top
650–850	650–850	650–850	650–850
600–850	600–850	600–850	600–850
650–850	650–850	650–850	650–850



Air quantity and sound level

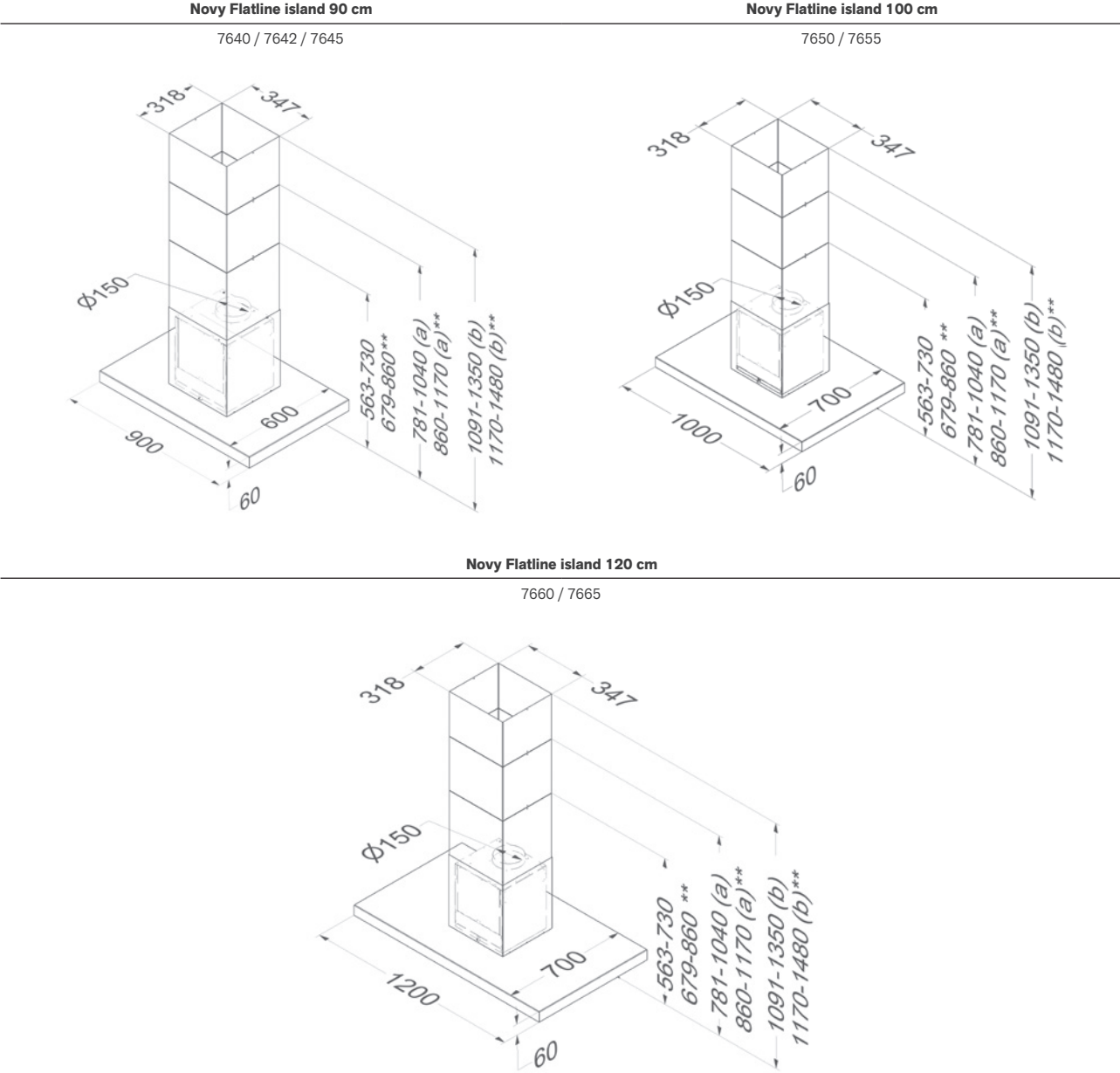
Type		Maximum free flow rate (m³/h)	Air quantity (m³/h) / pressure (Pa)				Noise level dB(A) sound pressure (re20µPa) / sound power (re 1pW)			
			Setting I	Setting II	Setting III	Power setting	Setting I	Setting II	Setting III	Power setting
7640, 7642	Integrated	815	277 / 66	467 / 237	620 / 382	707 / 382	24 / 35	34 / 46	41 / 53	44 / 56
7645	Not included <sup>(1)</sup>		(1)	(1)	(1)	(1)	(1)	(1)	(1)	(1)
7650	Integrated	1000	216 / 314	296 / 472	451 / 531	743 / 555	32 / 47	35 / 50	41 / 57	50 / 64
7655	Not included <sup>(1)</sup>		(1)	(1)	(1)	(1)	(1)	(1)	(1)	(1)
7660	Integrated	1000	219 / 324	302 / 470	459 / 496	744 / 511	32 / 47	36 / 51	41 / 57	51 / 65
7665	Not included <sup>(1)</sup>		(1)	(1)	(1)	(1)	(1)	(1)	(1)	(1)

Noise levels measured in accordance with IEC 60704-2-13 standards, flow rates according to IEC 61591.



(1) This model should be connected to an internal motor type 245.999, a wall motor type 445.999 or roof motor type 745.999 of 755.999 (see accessories).  
The air volume/noise level depends on the type of motor and installation.

Technical drawings



(a) With chimney extension - (b) With chimney extension (higher) - \*\*With recirculation

Accessories

	Reference	7640	7642	7645	7650	7655	7660	7665
<b>Motor at a distance</b>								
Remote motor for inside	245.999			▪		▪		▪
Wall motor, minimum 5 m between cooker hood and motor	445.999			▪		▪		▪
Roof motor 48.8 cm height	745.999			▪		▪		▪
Roof motor with noise reduction 78.4 cm height	755.999			▪		▪		▪
<b>Miscellaneous</b>								
Chimney extension stainless steel option A	7640.100	▪		▪	▪	▪	▪	▪
Chimney extension stainless steel option B	7640.101	▪		▪	▪	▪	▪	▪
Chimney extension black option A	7642.100		▪					
Chimney extension balck option B	7642.101		▪					
Grease filter (replacement)	7400.020	▪	▪	▪	▪	▪	▪	▪
Kit with LED lighting (4,000 K)	906.307	▪	▪	▪	▪	▪	▪	▪
Remote control	840.029	▪	▪	▪	▪	▪	▪	▪
Extension cable for remote motors (5 m)	7000.092			▪		▪		▪
Kit connection with external cover and/or lighting	990.030	▪	▪	▪	▪	▪	▪	▪

Accessories

	Reference	7640	7642	7645	7650	7655	7660	7665
<b>Recirculation</b>								
Recirculation kit	7640.400	▪	▪		▪		▪	
Monoblock replacement filter	7600.060	▪	▪		▪		▪	

245.999



245.999



445.999



445.999



745.999



745.999



755.999



755.999



7400.020



840.029



990.030



990.030



7640.400



7600.060







# Cooker hood accessories

<b>Recirculation</b>	p. 178
<b>Motors</b>	p. 178
<b>Maintenance</b>	p. 178
<b>Installation accessories</b>	p. 178

Accessories can be found per product on the relevant product page.



## Recirculation

By opting for recirculation you no longer need to vent warm air to the outside, which saves you energy. In addition, a cooker hood with recirculation offers more freedom with regard to its position in comparison to a cooker hood with an exhaust to the outside. This technology is based on an upgraded monoblock carbon filter that provides an extraordinary level of cooking odour absorption.

## Installation methods

### Novy built-in box with monoblock filter for ceiling units, downdrafts and canopy

The Novy built-in box with monoblock filter must be built into an existing structure, cabinet or plinth, and is connected to the cooker hood. The odours of the extracted cooking vapours are filtered out by the monoblock filter in the box. It also reduces the noise more. The air is then returned to the kitchen through the exhaust grill of the box. This excellent efficiency is due to the elegant design of the box, in which small hexagonal holes ensure a greater air flow. Visually, the smooth surface results in a subtle integration into the plinth.

### Basic kits to integrate in ceiling units and canopies

For ceiling units and canopies a kit can be ordered when opting for recirculation. The basic kit consists of a monoblock filter. This is placed directly behind the grease filter. For the Novy Fusion Pro, Fusion, Telescopic and Telescopic Essence a tailored design exhaust grill for upper cabinets (906.450) is available to optimise the return of filtered air into the kitchen. Minimum space required between the upper cabinet and the ceiling: 20 cm  
For ceiling units and other canopies a exhaust grill to return the filtered air into the kitchen must be provided by you.

### Basic kits for wall and island cooker hoods

For wall and island cooker hoods you must order a basic kit when opting for recirculation. This basic kit with monoblock filter is integrated in the chimney of the cooker hood. It also reduces the noise more. The air is then returned to the kitchen through the outlets in the cooker hood chimney.

### Cooker hoods with recirculation as standard

Some cooker hoods are equipped with recirculation and a monoblock filter as standard.

### Replaceable carbon filter cartridges


Salsa and Essence cooker hoods use replaceable carbon filter cartridges. In due course the cartridges must be replaced. The kit consists of a cartridge filled with active carbon granules. The exhaust grill must be provided by the customer in the canopy, decorative chimney or cabinet (except in the case of Salsa).

## Maintenance

### Replacement monoblock filter or active carbon filter cassettes

After 3 to 5 years (depending the models and on the intensity of cooking) the monoblock filter needs to be replaced. All cooker hoods have a cleaning indicator which, in the case of a monoblock filter, lights up after 900 hours of cooking (depending on the models). In the case of cooker hoods with active carbon filter cartridges, the indicator lights up after 120 hours and the cassette must be replaced.



Novy offers a wide range of accessories that make it possible to adapt a cooker hood to your specific situation. In this way it will be a great pleasure to use your cooker hood.






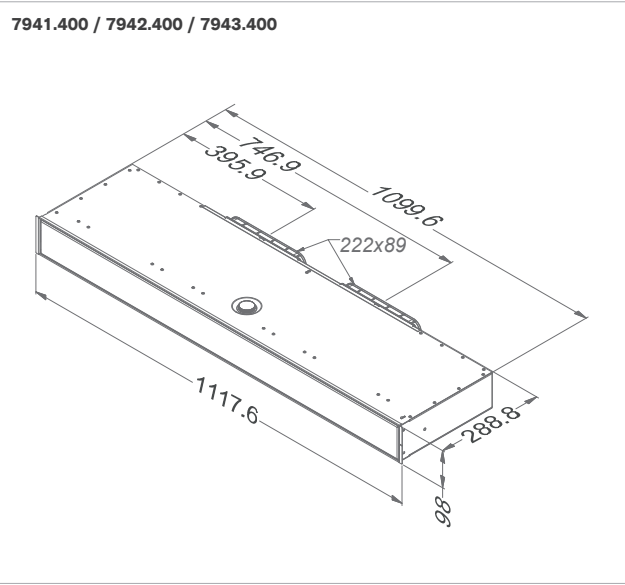
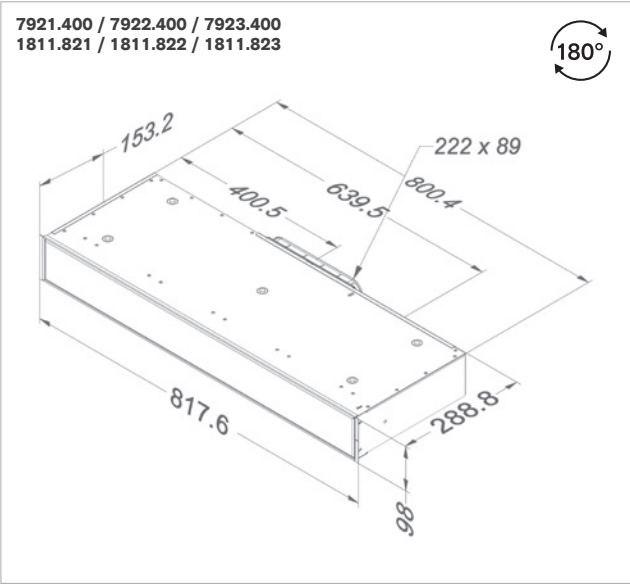
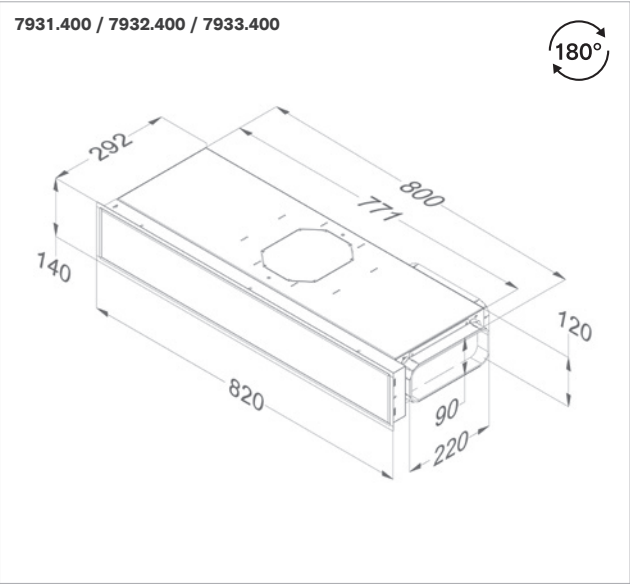
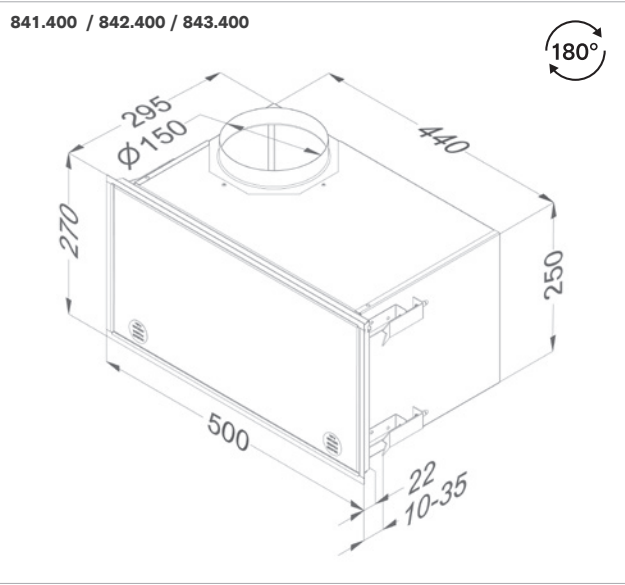


Recirculationboxes

Technical specifications

		
	841.400 white 842.400 black 843.400 grey	7931.400 white 7932.400 black 7933.400 grey
Technical characteristics		
Combine with	Ceiling units and canopy	Ceiling units and canopy
To be mounted in	Wall / ceiling / cabinet	Wall / ceiling / cabinet
Type	Recirculationbox	Recirculationbox
Grid colour	841.400 white (≈RAL 9003) 842.400 black (≈RAL 9005) 843.400 grey (≈RAL 7030)	7931.400 white (≈RAL 9003) 7932.400 black (≈RAL 9005) 7933.400 grey (≈RAL 7030)
Including monoblock filter(s)	•	•
Number of monoblock filters	1	2
Accessories included		
Dimensions (mm)		
Dimensions (W×D×H) (mm)	500 × 295 × 270	820 × 292 × 140
Opening (W×H) (mm)	487 × 255	805 × 123
Maximum plinth height		
Dimensions inlet (mm)	Ø150	89 x 222 / Ø150
Position inlet	Rear corner / top corner / side corner Recirculationbox 180° rotatable	Rear corner / side (89 x 222) / top (Ø150) Recirculationbox 180° rotatable
Accessories		
Monoblock replacement filter for recirculationbox	830.055	7900.055 (2 pcs to order)

		
7921.400 white 7922.400 black 7923.400 grey	1811.821 white 1811.822 black 1811.823 grey	7941.400 white 7942.400 black 7943.400 grey
Downdraft	Downdraft	Downdraft (Novy Panorama 120)
Plinth	Plinth	Plinth
Recirculationbox	Recirculation kit + accessories	Recirculationbox
7921.400 white (≈RAL 9003) 7922.400 black (≈RAL 9005) 7923.400 grey (≈RAL 7030)	1811.821 white (≈RAL 9003) 1811.822 black (≈RAL 9005) 1811.823 grey (≈RAL 7030)	7941.400 white (≈RAL 9003) 7942.400 black (≈RAL 9005) 7943.400 grey (≈RAL 7030)
•	•	•
2	2	3
	1x 906.401 Flat duct 1000 mm 2× 906.402 Connector 1x 906.404 Vertical bend 90° with air deflectors	
818 × 289 × 98	818 × 289 × 98	1118 × 289 × 98
805 × 100	805 × 100	1105 × 100
100	100	100
89 x 222	89 x 222	89 x 222 (2×)
Rear centre / rear corner / side Recirculationbox 180° rotatable	Rear centre / rear corner / side Recirculationbox 180° rotatable	Behind (2×)
7910.055 (2 pcs to order)	7910.055 (2 pcs to order)	98.001 (set)



# Motors

## Remote motors

For models without an integrated motor, you have the option of a remote motor. The choice is between installation indoors and various motors for outside installation. This enables you to install a cooker hood in a suspended ceiling with limited height and create absolute silence in the kitchen. When installing a remote motor the sound level depends on the type of motor and installation. If the Novy cooker hood is installed without a Novy motor (or the motor without a Novy cooker hood) the warranty becomes void.

The cooker hood contains as standard a connection cable of approx. 4 m (depending on the model). A 5 m extension cable is optionally available if the distance between the cooker hood and the motor is greater.

## Kit to install remote motors inside

For the models Pureline Pro, Pureline and Mini Pureline the motor can be easily installed remotely inside with an additional installation kit.

This installation kit contains a 5 m connecting cable as standard.

An optional 5 m extension cable is available if the distance between the cooker hood and the motor is greater.

## Technical specifications

Functions
Controls
Number of speed settings
With noise reduction
With insulated flat roof uprising
With insulated flat roof uprising and silencer
With automatic return cover
With insulated switch
Minimum/ maximum operating temperature (°C)
Material
Material flat roof motor : aluminium (ALMG3)
Material flat roof motor : aluminium (ALMG3)
Material non-return valve : galvanised
Technical characteristics
Weight cooker hood / motor casing (kg)
Mains voltage (V) / Electrical connection value (W)
Dimensions
Dimensions motorunit (B×D×H) (mm)
Exhaust opening diameter (mm)
Exhaust position
Diameter inlet (tube) (mm)
Diameter inlet (opening roof) (mm)



Remote motor for installation inside  
245.999 Black



Wall mmotor  
445.999 Stainless steel



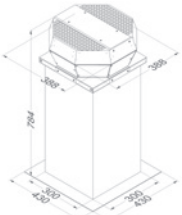
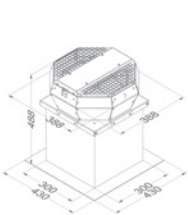
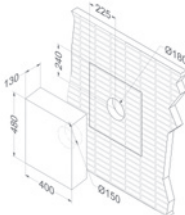
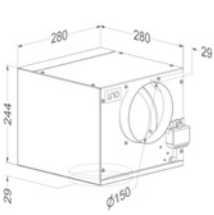
Flat roof motor 48,8 cm  
745.999



Flat roof motor 78,4 cm  
755.999  
With noise reduction

In combination with the cooker hood	In combination with the cooker hood	In combination with the cooker hood	In combination with the cooker hood
3 + power function	3 + power function	3 + power function	3 + power function
•	•		•
		•	
		•	•
		•	•
		-25 / 65	-25 / 65
		•	•
		•	•
		•	•

6	11	10,7	13,9
230 / 250	230 / 184	230 / 191	230 / 191
309×280×244	400×130×500	388×388×488	388×388×784
150	150		
Top / right / left / front / rear	Below	Vertical	Vertical
150		150	150
	180	180	180



## Air quantity and sound level

Type	Maximum free flow rate (m³/h)	Air quantity (m³/h) / pressure (Pa)				Noise level dB(A) sound pressure (re20µPa) / sound power (re 1pW)			
		Setting I	Setting II	Setting III	Power setting	Setting I	Setting II	Setting III	Power setting
245.999	1000	401 / 350	503 / 410	634 / 370	760 / 450	30 / 42	35 / 47	40 / 53	43 / 57
445.999	1400	330 / 380	520 / 450	660 / 520	940 / 660	31 / 43	37 / 49	40 / 52	43 / 56
745.999	1180	855 / 590	975 / 625	1080 / 650	1150 / 670	61	62	63	64
755.999	1180	850 / 590	970 / 625	1075 / 650	1145 / 670	55	56	57	58

Sound level of roof motors measured on the suction side Lwa5 (dB(A)) (DIN 45635-2).



# Maintenance

## Grease filters

To ensure optimum filtering of grease it is necessary to regularly (1 x per month) clean the grease filter. The integrated cleaning indicator in almost all cooker hoods is a reminder and illuminates after 20 cooking hours. The grease filter can be cleaned in the dishwasher. However, we recommend replacing the filter after 5 years. To find the correct grease filter for your cooker hood please consult the technical table at the end.

## Stainless steel cleaner

For optimum cleaning of your stainless steel cooker hood we recommend you use Novy stainless steel cleaner. This is a soft nourishing mousse that leaves no traces leaving a clean surface.

906.060

Stainless steel cleaner

# Installation accessories

## InTouch

InTouch offers the possibility to operate the Novy cooker hood from the Novy InTouch induction hob.

Practically all cooker hoods with electronic control can be operated as standard or with an optional InTouch kit to be combined with Novy InTouch induction hobs.

Novy Cloud, Pureline (Pro) (Compact), Maxi Pureline, Mini Pureline, Crystal, Fusion Pro, Fusion, Flatline, Phantom, Pureline Frame and Mood are standard equipped with the InTouch function.

For the telescopic cooker hood (663/693) and Vision an optional InTouch kit (incl. remote control) is available.

990.021

Kit for InTouch (incl. remote control)

## Remote control

Novy Cloud, Pureline (Pro) (Compact), Maxi Pureline, Mini Pureline, Phantom, Pureline Frame and Mood are equipped with a remote control as standard.

The Novy Cloud, Pureline Pro (Compact) and Mood can also be controlled via the Novy Connect application.

Optionally, the Novy Crystal, Fusion Pro, Fusion, Flatline can be equipped with a remote control.

840.029

Remote control

## LED lighting kit

For a number of models you can replace the existing LED lighting of 2,700 K (warm white) by LED lighting of 4,000 K (neutral white).

Novy Pureline (Compact) and Mini Pureline are equipped with dual LED lighting for which the colour temperature can be changed manually, before installation, from 2,700 K (warm white) to 4,000 K (neutral white).

## Control kit for external lighting or remote covers

Would you like to connect additional atmospheric lighting to your cooker hood? Or do you need to control a remote cover the moment the cooker hood is switched on? With the kit 990.030 you can control both. The kit can be used on Novy Pureline (Compact), Mini Pureline, Crystal, telescopic (663/693) and Flatline.

Novy Maxi Pureline, Pureline: 6833, 6834, 6838, 6839, 6843, 6844, 6848, 6849 are equipped as standard with a connector which makes it possible to switch on external lighting (max. 300 W).

## Extension chimneys for wall and island hoods

If the standard lower chimney is too short, you can always opt for a extension chimney. When ordering an extension the lower chimney is included to avoid colour differences.

## Input / output module

The potential-free input relay can be used to connect, for example, a window switch. This ensures that the extractor hood only switches on when a window or additional supply air valve is activated.

The output is a potential-free relay and therefore does not provide a direct output power. It is therefore possible to use it to control an external ambient lighting (not possible for the Novy Pureline Pro or Pureline Pro Compact) or electric valve with external power supply from the moment the extractor hood is activated.

Module 990.036 is suitable for Novy Panorama 90, Panorama 120, Pureline Pro and Pureline Pro Compact. Module 990.034 is suitable for the Novy One.

## Back panels for wall hoods

With Novy back panels you can give the wall under your decorative wall hood a beautiful finish in stainless steel.

## Adapter for limited installation height in ceiling, canopy, decorative chimney or cabinet

If the installation depth is limited, it is possible to dismount the Cubic motor from the Novy Pureline, Pureline Pro, Maxi Pureline and Mini Pureline. In this situation, an optional adapter can be ordered. The adapter is placed directly on the ceiling unit or recessed unit and connected to a flat rectangular duct. The motor is then mounted at a different location indoors. Please note that the input of the motor has a round connection. Always mount the adapter in combination with the remote motor kit.

To simplify the installation, it is recommended to use the flexible flat exhaust duct (906.408) for the last part between flat duct and extractor.

# Installation accessories

The proper functioning of a cooker hood is partly determined by the correct installation of the device and it is important that you take this into consideration at an early stage of the construction process. Novy offers a wide range of installation accessories for your specific situation.

## Flat exhaust ducts

These ducts are very suitable for ceilings with a small overall height.

**906.401**  
Flat duct 1000 mm  
89×222×1000 mm  
(male)



**906.402**  
Connector  
94×227×80 mm  
(female)



**906.403**  
Horizontal bend 90°  
with air deflectors  
94×227×290 mm  
(female)



**906.408**  
Flat flexible tube  
89×222×750 mm  
(male)



**906.404**  
Vertical bend 90° with  
air deflectors  
94×175×227 mm  
(female)



**906.405**  
Angle adaptor  
Ø 150 mm with  
air deflectors  
94×227×205 mm  
(male) Height 140 mm



**906.406**  
Transfer  
Ø 150 mm  
94×227×150 mm  
(female)



**906.407**  
Wall duct stainless steel  
with non-return valve  
222×89 mm  
depth connector  
120 mm



**906.418**  
Bend 15° for flat duct  
94×227×138 mm  
(male/female)



## Non-return valves

The use of a non-return valve is advised to prevent cold air flows coming in from outside.

Non-return valve  
**906.431**  
mechanical non-return valve,  
Ø 125 mm  
**906.432**  
mechanical non-return valve,  
Ø 150 mm



Electric valve  
**906.270**  
electric valve Ø125 mm, 230 V,  
N/C with spring return, to combine  
with kit 990.030  
**906.271**  
electric valve Ø150 mm, 230 V,  
N/C with spring return



## Round ducting & accessories

Round tube 1 m  
**906.410**  
Ø 125 mm  
**906.415**  
Ø 150 mm



Connector  
**906.412**  
Ø 125 mm  
**906.417**  
Ø 150 mm



Bend 90° (with air deflectors  
for a better result)  
Height 220 mm  
**906.411**  
Ø 125 mm  
**906.416**  
Ø 150 mm



Aluminium tube  
**906.216**  
Ø 127 mm, length 10 m  
**906.218**  
Ø 152 mm, length 10 m




Aluminium tube  
**906.219**  
Ø 127 mm, length 3 m  
**906.217**  
Ø 152 mm, length 3 m  
**906.430**  
Ø 202 mm, length 3 m



Flexible silencer  
**906.288**  
Ø 127 mm, length 1 m  
**906.287**  
Ø 152 mm, length 1 m



Y-piece  
**906.299**  
2×Ø 125 mm – Ø 150 mm  
**906.298**  
2×Ø 150 mm – Ø 200 mm  
**906.297**  
elbow 45° Ø 125 mm / stuk



Clamp  
**906.290**  
range Ø 60 – 135 mm  
**906.291**  
range Ø 60 – 215 mm  
**906.292**  
aluminium tape width 50 mm  
(per 50 m)



Installation kit (non-return valve,  
3 m aluminium tape, 3 m aluminium  
tube 906.217 or 906.219)  
**906.300**  
Ø 125 mm  
**906.301**  
Ø 150 mm



## Wall exhaust valve


This valve covers the exhaust duct. It keeps cold air out, but also other weather and natural influences, so that the exhaust does not get blocked.

Wall exhaust valve  
**906.078**  
173×173 mm, aluminium  
for exhaust Ø 125 mm  
**906.178**  
210×210 mm, aluminium  
for exhaust Ø 150 mm  
**906.400**  
210×210 mm, black (RAL9005)  
for exhaust Ø 150 mm  
**906.079**  
246×246 mm, aluminium  
for exhaust Ø 200 mm




### Wall conduct kit for

Wall conduct kit with telescopic  
pipe including built-in heat retention  
non-return valve and stainless  
steel grill for ground-level and  
conventional installation at ceiling  
height.



Wall conduct kit for ducting  
**906.420**  
Ø 150 mm



Wall conduct kit for flat exhaust duct  
**906.425**  
89×222 mm

### Exhaust grill for upper cabinet

Tailored design exhaust grill for  
upper cabinets to optimise the  
return of filtered air into the kitchen.  
Minimum space required between the  
upper cabinet and the ceiling: 20 cm.



**906.450**  
Connection diameter Ø 150 mm,  
Cut-out in housing Ø 170 mm





# Hobs

Induction  
Pro




Induction  
Power



Induction  
Comfort



Induction  
Domino's



Induction  
Multizone



Gas  
Pro



Cooking profile

Intensity	☺☺☺	☺☺	☺		☺ / ☺☺☺	☺	☺ / ☺☺☺
-----------	-----	----	---	--	---------	---	---------

Number of cooking zones

1					■		■
2					■		■
3			■			■	■
4	■	■	■			■	■
5	■	■	■				■

Flexzone / Expandable zone

1		■			■		
2	■						

Dimensions cooking zones (mm)

Dimensions	200×240 / Ø280	200×240 / Ø230 / Ø280	Ø175 / Ø210 / Ø260		200×240 / Ø175 / Ø210	Ø175 / Ø210	Ø230 / Ø270
------------	----------------	-----------------------	--------------------	--	-----------------------	-------------	-------------

p. 222

p. 226

p. 230

p. 234

p. 238

p. 242

☺ Normal use, basic cooking function, different zones with different power

☺☺ Normal use, extensive cooking functions, different zones with high power

☺☺☺ Intensive use, extensive cooking function, equal zones with high power

**NOVY HOBS**

# Control at your fingertips

You can cook intuitively. The cooker hood can also be controlled from the hob. InTouch technology combines cooker hood and induction hob into one, without the need for remote control. Wireless, and seamless.

- InTouch connection with cooker hood
- Flexible cooking zones
- Automatic pot detection

## Installation method

Have your induction hob placed on top of the worktop (surface-mounted) or opt for recessed integration (flush-mounted) and go completely seamless.

## Intuitive operation

All our hobs can be operated intuitively. Thanks to the slider and touch control function every temperature change is at your fingertips.

## Minimalist design

A sleek design stripped of all frills - you'll recognise this in every Novy hob. Even the controls remain in the background and only light up when you start cooking.



## Convenient flex zones

Connect two cooking zones into one large cooking zone. Convenient if you have large pots and pans on the hob, or if you want to grill like on the barbecue.



## Pot move function

Move your pot or pan to a new zone without losing the programming of the current zone.



## Pro with the Chef

The Chef function automatically links flex zones together whilst maintaining the right temperature. Choose between quick power cooking, simmering or keep warm.



## InTouch technology

Operate your cooker hood from your hob with wireless RF communication.










# Induction Pro


- Even more flexibility and cooking surface through the use of octagonal zones
- Professional cooking programs, such as Chef function, Pot Move and Grill function for even more functionality
- White slider touch control operation
- Maximum power of 3,700 W for the octagonal zones and 5,000 W for the round zone
- Surface and flush installation possible



**InTouch**  
Function for controlling the cooker hood from the hob.

**Flex zones**  
Automatic or manual bridge function of 2 cooking zones.

**Keep-warm function**  
Keep-warm function to keep food at a constant temperature.

**Chef function**  
Chef function for activation of programmed zones.













Outside dimensions (W×D) (cm)	Opening (W×D) (cm)	Number of zones	Cooking zones (mm)	InTouch	Max. output (W)	Ref.
65×52	56×49	4 	4 × 240×200	▪	7400	1773
80×52	75×49	4 	4 × 240×200	▪	7400	 1775
80×52	75×49	5 	4 × 240×200, 200×300	▪	11100	1776
91×41	89×39	4 	4 × 200×240	▪	7400	1777
90×52	85×49	5 	4 × 240×200, Ø280	▪	11100	1778

Video  
Five reasons for choosing  
a Novy induction hob



Technical specifications

			
	Induction Pro 1773	Induction Pro 1775	Induction Pro 1776
Controls			
Type of controls	Slider touch control	Slider touch control	Slider touch control
Colour or controls	White	White	White
Glass built-in / Finish			
Finish	Round border	Round border	Round border
Surface / Flush	• / •	• / •	• / •
Black opaque glass	•	•	•
Functions cooker hood			
InTouch function	•	•	•
Number of power levels	9+Power + SuperPower	9+Power + SuperPower	9+Power + SuperPower
Chef function	•	•	•
Pot move function	•	•	•
Count-up timer	•	•	•
Cooking presets	•	•	•
Wipe guard	•	•	•
Automatic pot detection	•	•	•
Flex zones	• (×2)	• (×2)	• (×2)
Automatic bridge function flexzones	•	•	•
Residual heat indication	•	•	•
Timer on each zone	•	•	•
Independent cooking timer	•	•	•
Keep-warm function (°C)	42°, 70° and 94°	42°, 70° and 94°	42°, 70° and 94°
Grill function	• (×2)	• (×2)	• (×2)
Safety lock hob	•	•	•
Stop & Go	•	•	•
Automatic cooking	•	•	•
Cooking zones			
Number of cooking zones	4	4	5
Cooking zone 1	Front left	Front left	Front left
Dimensions (mm) / Power (Boost) (W)	240×200 / 2100 (3700)	240×200 / 2100 (3700)	240×200 / 2100 (3700)
Cooking zone 2	Rear left	Rear left	Rear left
Dimensions (mm) / Power (Boost) (W)	240×200 / 2100 (3700)	240×200 / 2100 (3700)	240×200 / 2100 (3700)
Cooking zone 3	Right front	Right front	Central
Dimensions (mm) / Power (Boost) (W)	240×200 / 2100 (3700)	240×200 / 2100 (3700)	200×300 / 2100 (3700)
Cooking zone 4	Back right	Back right	Right front
Dimensions (mm) / Power (Boost) (W)	240×200 / 2100 (3700)	240×200 / 2100 (3700)	240×200 / 2100 (3700)
Cooking zone 5			Back right
Dimensions (mm) / Power (Boost) (W)			240×200 / 2100 (3700)
			
Dimensions (Installation details see p. 248-249)			
Dimensions (W×D×H) (mm)	650×520×47	800×520×47	800×520×47
Opening (B×D) (mm)	560×490	750×490	750×490
Weight (kg)	11.5	13.5	14.2
Technical details			
Total connected load (W)	7400	7400	11100
Multiphase supply voltage	230 V / 400 V - 2N	230 V / 400 V - 2N	230 V / 400 V - 2N / 3N
Single-phase supply voltage	230 V	230 V	230 V
Frequency (Hz)	50 – 60	50 – 60	50 – 60
Accessories			
Side profiles 1700.092	•	•	•
Grill plate (240×415 mm) 1700.093	•	•	•
Teppanyaki plate (240×415 mm) 1700.095	•	•	•

	
Induction Pro 1777	Induction Pro 1778
Slider touch control	Slider touch control
White	White
Round border	Round border
• / •	• / •
•	•
•	•
9+Power + SuperPower	9+Power + SuperPower
•	•
•	•
•	•
•	•
•	•
•	•
• (×2)	• (×2)
•	•
•	•
•	•
•	•
42°, 70° and 94°	42°, 70° and 94°
• (×2)	• (×2)
•	•
•	•
•	•
4	5
Left	Front left
200×240 / 2100 (3700)	240×200 / 2100 (3700)
Left central	Rear left
200×240 / 2100 (3700)	240×200 / 2100 (3700)
Right central	Central
200×240 / 2100 (3700)	280 / 2600 (5500)
Right	Right front
200×240 / 2100 (3700)	240×200 / 2100 (3700)
	Back right
	240×200 / 2100 (3700)
	
910×410×47	900×520×47
890×390	850×490
14.8	16.7
7400	11100
230 V / 400 V - 2N	230 V / 400 V - 2N / 3N
230 V	230 V
50 – 60	50 – 60
	•
•	•
•	•







# Induction Power

- Great flexibility due to the combination of octagonal and round zones
- Extensive cooking programs for refined cooking, such as the Chef function
- Red slider touch control operation
- Maximum power of 3,700 W per zone
- Surface and flush installation possible



**InTouch**  
Function for controlling the cooker hood from the hob.



**Flex zones**  
Automatic or manual bridge function of 2 cooking zones.



**Keep-warm function**  
Keep-warm function to keep food at a constant temperature.







**Chef fonction**  
Chef function for activation of programmed zones (only for 1768).









Outside dimensions (W×D) (cm)	Opening (W×D) (cm)	Number of zones	Cooking zones (mm)	InTouch	Max. output (W)	Ref.
65×52	56×49	4	2× 240×200, 2× Ø210	▪	7400	1763
80×52	75×49	4	2× 240×200, Ø230, Ø280		7400	1724
80×52	75×49	4	2× 240×200, Ø230, Ø280	▪	7400	1726
90×52	85×49	5	2× 240×200, Ø280, 2× Ø200	▪	11100	1768
100×40	98×38	4	2× 200×240, 2× Ø230	▪	7400	1767

HOB5

Technical specifications

		
	Induction Power 1724	Induction Power 1726
Controls		
Type of controls	Slider touch control	Slider touch control
Colour or controls	Red	Red
Glass built-in / Finish		
Finish	Round border	Round border
Surface / Flush	• / •	• / •
Black opaque glass	•	•
Functions		
InTouch function		•
Number of power levels	9 + Power + SuperPower	9 + Power + SuperPower
Chef function		
Count-up timer	•	•
Automatic pot detection	•	•
Flex zones	• (×1)	• (×1)
Automatic bridge function flexzones	•	•
Residual heat indication	•	•
Timer on each zone	•	•
Independent cooking timer	•	•
Keep-warm function (°C)	42°, 70° and 94°	42°, 70° and 94°
Safety lock hob	•	•
Stop & Go	•	•
Automatic cooking	•	•
Cooking zones		
Number of cooking zones	4	4
Cooking zone 1	Front left	Front left
Dimensions (mm) / Power (Boost) (W)	240×200 / 2100 (3700)	240×200 / 2100 (3700)
Cooking zone 2	Rear left	Rear left
Dimensions (mm) / Power (Boost) (W)	240×200 / 2100 (3700)	240×200 / 2100 (3700)
Cooking zone 3	Right front	Right front
Dimensions (mm) / Power (Boost) (W)	230 / 2100 (3700)	230 / 2100 (3700)
Cooking zone 4	Back right	Back right
Dimensions (mm) / Power (Boost) (W)	280 / 2100 (3700)	280 / 2100 (3700)
Cooking zone 5		
Dimensions (mm) / Power (Boost) (W)		
		
Dimensions (Installation details see p. 248-249)		
Dimensions (W×D×H) (mm)	800×520×47	800×520×47
Opening (B×D) (mm)	750×490	750×490
Weight (kg)	13.4	13.4
Technical details		
Total connected load (W)	7400	7400
Multiphase supply voltage	230 V / 400 V – 2N	230 V / 400 V – 2N
Single-phase supply voltage	230 V	230 V
Frequency (Hz)	50 – 60	50 – 60
Accessories		
Side profiles <b>1700.092</b>	•	•

		
Induction Power 1763	Induction Power 1767	Induction Power 1768
Slider touch control	Slider touch control	Slider touch control
Red	Red	Red
Round border	Round border	Round border
• / •	• / •	• / •
•	•	•
•	•	•
9 + Power + SuperPower	9 + Power + SuperPower	9 + Power + SuperPower
•	•	•
•	•	•
•	•	•
• (×1)	• (×1)	• (×1)
•	•	•
•	•	•
•	•	•
•	•	•
42°, 70° and 94°	42°, 70° and 94°	42°, 70° and 94°
•	•	•
•	•	•
•	•	•
4	4	5
Front left	Front left	Front left
240×200 / 2100 (3700)	200×240 / 2100 (3700)	240×200 / 2100 (3700)
Rear left	Left central	Rear left
240×200 / 2100 (3700)	200×240 / 2100 (3700)	240×200 / 2100 (3700)
Right front	Right central	Central
210 / 1850 (3000)	230 / 2100 (3700)	280 / 2100 (3700)
Back right	Back right	Right front
210 / 1850 (3000)	230 / 2100 (3700)	200/ 1850 (3000)
		Back right
		200 / 1850 (3000)
		
650×520×47	1000×400×47	900×520×47
560×490	980×380	850×490
11.1	14.8	15.7
7400	7400	11100
230 V / 400 V – 2N	230 V / 400 V – 2N	230 V / 400 V – 2N / 3N
230 V	230 V	230 V
50 – 60	50 – 60	50 – 60
•		•





# Induction Comfort

- Round zones with different capacities and various sizes
- Red slider touch control operation
- Default cooking programs for easy use
- Surface and flush installation possible









**InTouch**  
Function for controlling the cooker hood from the hob.










**Keep-warm function**  
Keep-warm function to keep food at a constant temperature.



Outside dimensions (W×D) (cm)	Opening (W×D) (cm)	Number of zones	Cooking zones (mm)	InTouch	Max. output (W)	Ref.
65×52	56×49	3 	2× Ø200, Ø290	▪	6400	1752
65×52	56×49	4 	2× Ø175, 2× Ø210		7400	1753
80×52	75×49	4 	2× Ø175, 2× Ø210		7400	1754
80×52	75×49	4 	2× Ø175, 2× Ø210	▪	7400	1755
80×37	76×34	3 	Ø175, 2× Ø210	▪	6700	1757
90×52	85×49	5 	3× Ø175, Ø210, Ø250	▪	7400	1758

Technical specifications

		
	Induction Comfort 1752	Induction Comfort 1753
Controls		
Type of controls	Touch control	Slider touch control
Colour or controls	Red	Red
Glass built-in / Finish		
Finish	Round border	Round border
Surface / Flush	• / •	• / •
Black opaque glass	•	•
Functions cooker hood		
InTouch function	•	
Number of power levels	9 + Power	9 + Power
Residual heat indication	•	•
Timer on each zone	•	•
Independent cooking timer	•	•
Keep-warm function (°C)		70°
Safety lock hob	•	•
Stop & Go		•
Automatic boiling function		•
Cooking zones		
Number of cooking zones	3	4
Cooking zone 1	Front left	Front left
Dimensions (mm) / Power (Boost) (W)	200 / 2300 (3000)	210 / 2300 (3000)
Cooking zone 2	Rear left	
Dimensions (mm) / Power (Boost) (W)	200 / 1100 (1400)	175 / 1100 (1400)
Cooking zone 3	Right	Right front
Dimensions (mm) / Power (Boost) (W)	290 / 2300 (3000)	175 / 1100 (1400)
Cooking zone 4		Back right
Dimensions (mm) / Power (Boost) (W)		210 / 2300 (3000)
Cooking zone 5		
Dimensions (mm) / Power (Boost) (W)		
		
Dimensions (Installation details see p. 248-249)		
Dimensions (W×D×H) (mm)	650×520×52	650×520×52
Opening (B×D) (mm)	560×490	560×490
Weight (kg)	10.1	11
Technical details		
Total connected load (W)	6400	7400
Multiphase supply voltage	230 V / 400 V - 2N	230 V / 400 V - 2N
Single-phase supply voltage	230 V	230 V
Frequency (Hz)	50 – 60	50 – 60
Accessories		
Side profiles 1700.092	•	•

		
Induction Comfort 1754 / 1755	Induction Comfort 1757	Induction Comfort 1758
Slider touch control	Slider touch control	Slider touch control (round)
Red	Red	Red
Round border	Round border	Round border
• / •	• / •	• / •
•	•	•
• (only for 1755)	•	•
9 + Power	9 + Power	9 + Power
•	•	•
•	•	•
•	•	•
70°	70°	70°
•	•	•
•	•	•
•	•	•
4	3	5
Front left	Left	Front left
210 / 2300 (3000)	210 / 2300 (3000)	175 / 1400 (2000)
Rear left	Central	Rear left
175 / 1100 (1400)	175 / 1100 (1400)	175 / 1100 (1400)
Right front	Right	Central
175 / 1100 (1400)	210 / 2300 (3000)	250 / 2300 (3000)
Back right		Right front
210 / 2300 ( 3000)		175 / 1100 (1400)
		Back right
		210 / 2300 (3000)
		
800×520×52	800×370×52	900×520×52
750×490	760×340	850×490
12.6	10.9	16.8
7400	6700	7400
230 V / 400 V - 2N	230 V / 400 V - 2N	230 V / 400 V - 2N
230 V	230 V	230 V
50 – 60	50 – 60	50 – 60
•		•





# Induction Domino's





- Create your own ideal setting
- Red slider or touch operation depending on the type of domino
- Rounded edge
- Surface and flush installation possible









Type	Outside dimensions (W×D) (cm)	Number of zones	Cooking zones (mm)	Max. output (W)	Ref.
<b>Induction 38 cm</b>					
Induction Comfort	38×52	2	Ø175, Ø210	3700	3784
Induction Power	38×52	2	2× 240×200	3700	3774
Induction Pro	38×52	2	2× 240×200	3700	3762
Teppan yaki	38×52	2		2800	3753
Wok <sup>(1)</sup>	38×52	1		3200	3773
<b>Induction 58 cm</b>					
Teppan yaki	58×52	4		5600	3754
<b>Fryer</b>					
Fryer	29×52			2000	3711

(1) Demeyere wok Ø36 cm standaard meegeleverd.

Technical specifications

			
	Inductie 38 cm Teppan Yaki 3753	Inductie 58 cm Teppan Yaki 3754	Inductie 38 cm Pro 3762
Controls			
Type of controls	Slider touch control	Slider touch control	Slider touch control
Colour or controls	Red	Red	Red
Glass built-in / Finish			
Finish	Round border	Round border	Round border
Surface / Flush	▪ / ▪	▪ / ▪	▪ / ▪
Black opaque glass			▪
Functions			
Residual heat indication	▪	▪	▪
Automatic pot detection			▪
Flex zones	▪ (× 1)	▪ (× 2)	▪ (× 1)
Manual bridge function flexzones	▪	▪	▪
Timer on each zone	▪	▪	▪
Independent cooking timer	▪	▪	▪
Keep-warm function (°C)	120°, 150° and 180°	120°, 150° and 180°	42°, 70° and 94°
Safety lock hob	▪	▪	▪
Stop & Go	▪	▪	▪
Automatic boiling function			▪
Cooking zones			
Number of cooking zones	2	4	2
Cooking zone 1	Voor	Front left	Front
Dimensions (mm) / Power (Boost) (W)	1400	1400	240×200 / 2100 (3700)
Cooking zone 2	Achter	Rear left	Back
Dimensions (mm) / Power (Boost) (W)	1400	1400	240×200 / 2100 (3700)
Cooking zone 3		Front right	
Dimensions (mm) / Power (Boost) (W)		1400	
Cooking zone 4		Back right	
Dimensions (mm) / Power (Boost) (W)		1400	
			
Dimensions (Installation details see p. 248-249)			
Dimensions (W×D×H) (mm)	380×520×54	580×520×54	380×520×47
Opening (B×D) (mm)	370×490	560×490	350×490
Weight (kg)	10,4	12,6	7
Content (l)			
Technical details			
Total connected load (W)	2800	5600	3700
Multiphase supply voltage		230 V / 400 V - 2N	
Single-phase supply voltage	230 V	230 V	230 V
Frequency (Hz)	50 – 60	50 – 60	50 – 60
Connection cable	▪	▪	▪
Accessories			
Demeyere Wok (included)			
Profile Domino's <b>3730.020</b>	▪	▪	▪


			
Inductie 38 cm Wok 3773	Inductie 38 cm Power 3774	Inductie 38 cm Comfort 3784	Fryer 3711
Slider touch bediening Red	Touch control Red	Touch control Red	Rotating button
Round border ▪ / ▪ ▪	Round border ▪ / ▪ ▪	Round border ▪ / ▪ ▪	Round border ▪ / - ▪
▪	▪	▪	
	▪ (× 1) ▪		
▪	▪	▪	
▪	▪	▪	
42°, 70° and 94° ▪	▪	▪	
▪			
1 Front 360 (wok) / 2000 (3200)	2 Front 240×200 / 1600 (1850) Back 240×200 / 2100 (3000)	2 Front 175 / 1100 (1400) Back 210 / 2300 (3000)	
			
380×520×121 370×490 11,6	380×520×52 350×490 11,6	380×520×52 350×490 7	290×520×235 270×475 6,1 4
3200	3700	3700	2000
230 V 50 – 60 ▪	230 V 50 – 60 ▪	230 V 50 – 60 ▪	230 V 50 – 60 ▪
▪	▪	▪	▪





# Induction Multizone

- 3 or 4 loose cooking zones with a seperate control zone to freely design into the worktop
- Extensive cooking functions
- Rounded borders
- Surface or flush mounting is possible
- Maximum power of 1,770 W for zones of 175 mm
- Maximum power of 3,100 W for zones of 210 mm



**InTouch**  
Function for controlling the cooker hood from the hob.




**Keep-warm function**  
Keep-warm function to keep food at a constant temperature.



Number of zones	Cooking zones (mm)	InTouch	Max. output (W)	Ref.
4	2× Ø175, 2× Ø210	•	7400	1790
3	Ø175, 2× Ø210	•	6800	1791

HOB5

Technical specifications



Controls		
Type of controls	Slider touch control	Slider touch control
Colour or controls	Red	Red

Glass built-in / Finish		
Finish	Round border	Round border
Surface / Flush	• / •	• / •
Black opaque glass	•	•

Uitrustung		
InTouch functie	•	•
Residual heat indication	•	•
Timer on each zone	•	•
Independent cooking timer	•	•
Keep-warm function (°C)	70°	70°
Safety lock hob	•	•
Stop & Go	•	•

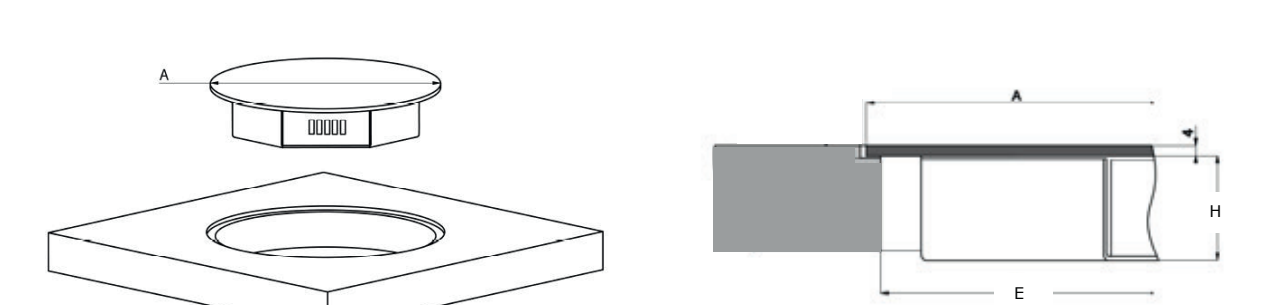
Cooking zones		
Number of cooking zones	4, zones to be positioned as required	3, zones to be positioned as required
Cooking zone 1	Left	Front left
Dimensions (mm) / Power (Boost) (W)	210 / 2300 (3100)	210 / 2300 (3100)
Cooking zone 2	Left central	Rear left
Dimensions (mm) / Power (Boost) (W)	175 / 1100 (1770)	175 / 1100 (1770)
Cooking zone 3	Right central	Back right
Dimensions (mm) / Power (Boost) (W)	175 / 1100 (1770)	210 / 2300 (3100)
Cooking zone 4	Right	
Dimensions (mm) / Power (Boost) (W)	210 / 2300 (3100)	
	<div><div></div><div></div><div></div><div></div></div>	<div><div></div><div></div><div></div></div>

Dimensions		
Dimensions (W×D×H) (mm)	see p. 245	see p. 245
Opening (B×D) (mm)	see p. 245	see p. 245
Weight (kg)	14.5	12.4

Technical details		
Total connected load (W)	7400	6800
Multiphase supply voltage	230 V / 400 V - 2N	230 V / 400 V - 2N
Single-phase supply voltage	230 V	230 V
Frequency (Hz)	50 – 60	50 – 60

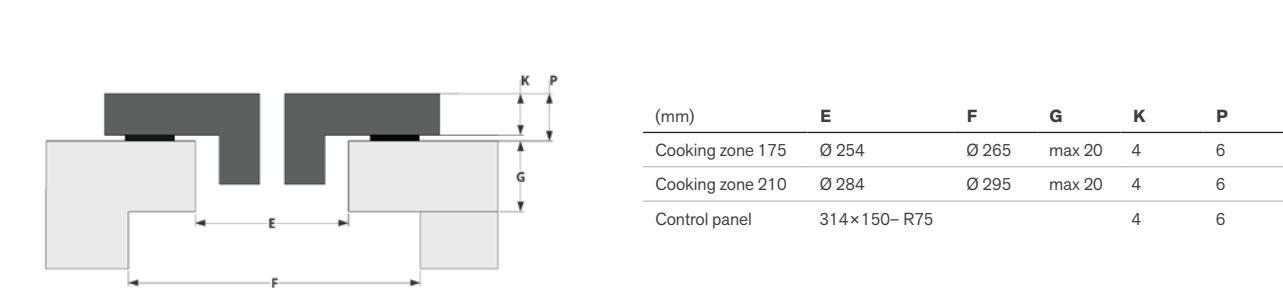
Technical drawing

Dimensions			
------------	--	--	--



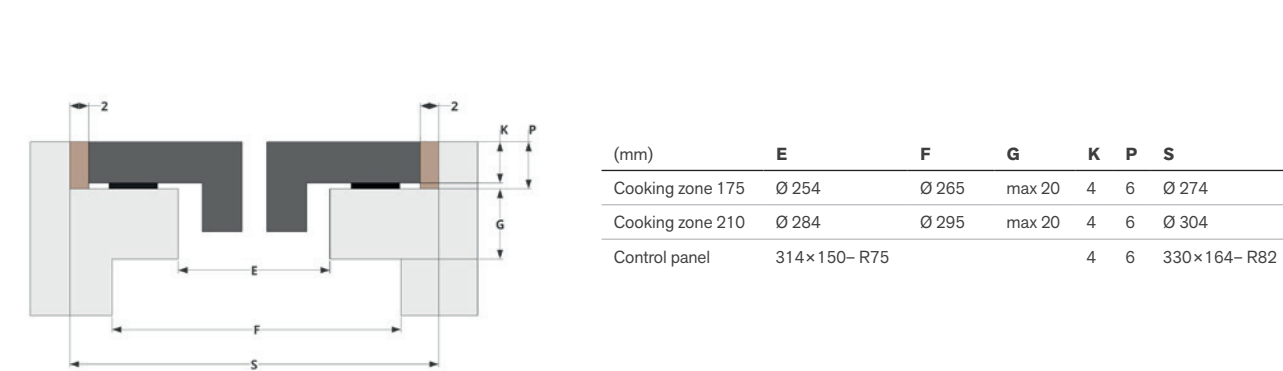
			(mm)	A	E	H
Diam A	300 mm	Cooking zone 210 mm	Cooking zone 175	Ø 270	Ø 254	57
Diam A	270 mm	Cooking zone 175 mm	Cooking zone 210	Ø 300	Ø 284	57
			Control panel	326×160– R80	314×150– R75	35

Built-in sketch	
Surface	



(mm)	E	F	G	K	P
Cooking zone 175	Ø 254	Ø 265	max 20	4	6
Cooking zone 210	Ø 284	Ø 295	max 20	4	6
Control panel	314×150– R75			4	6

Flush	
-------	--



(mm)	E	F	G	K	P	S
Cooking zone 175	Ø 254	Ø 265	max 20	4	6	Ø 274
Cooking zone 210	Ø 284	Ø 295	max 20	4	6	Ø 304
Control panel	314×150– R75			4	6	330×164– R82





NOVY

PREMIUM  
INNOVATION  
PRODUCT



# Gas Pro

- Gas burners are directly integrated in your worktop (gas burners not compatible with wooden worktops)
- Robust, cast iron pot carriers in stylish and timeless look
- Visual control of the flame
- Sufficient space between the burners for large pots and pans
- Choice of various cooking setups











Model	Width (cm)	Number of zones	Max output (W)	Ref.
Altar Top black	30	1	3.000	56002
Azuma Top black	30	1	5.000	56004
Capital Top black	60	3	2.000, 3.000, 5.000	56006
Cusin Top black	90	3	3.000, 2× 5.000	56008
Dempo Top black	90	4	2.000, 3.000, 2× 5.000	56010
Danau Top black	120	4	2.000, 3.000, 2× 5.000	56012
Drum Top black	120	4	2.000, 3.000, 2× 5.000	56014
Elbrus Top black	90	5	2× 2.000, 2× 3.000, 5.000	56016

Video  
Discover the stylish range  
of powerful gas burners



Technische specificaties

				
	Altar top 56002 / black	Azuma Top 56004 / black	Capital Top 56006 / black	Cusin Top 56008 / black
Controls				
Type of controls	Rotating button	Rotating button	Rotating button	Rotating button
Glass built-in / Finish				
Built-in	•	•	•	•
Cast iron pan support	•	•	•	•
Colour	Black	Black	Black	Black
Functions				
Automatic spark ignition	•	•	•	•
Flame protection	•	•	•	•
Cooking zones				
Number of cooking zones	1	1	3	3
Cooking zone 1	Central	Central	Front left	Left
Power (W)	3000	5000	3000	5000
Cooking zone 2			Back left	Central
Power (W)			2000	3000
Cooking zone 3			Right	Right
Power (W)			5000	5000
Cooking zone 4				
Power (W)				
Cooking zone 5				
Power (W)				
Dimensions				
Dimensions (W×D×H) (mm)	213×503×89	213×503×89	533×503×89	853×403×89
Opening (B×D) (mm)	Check technical file	Check technical file	Check technical file	Check technical file
Weight (kg)	5,5	7,5	18,5	20,5
Technical details				
Total connected load	3000	5000	9800	13000
Supply voltage	230 V	230 V	230 V	230 V
Frequency	50	50	50	50
Connection cable	•	•	•	•
Accessories				
Support bar / 56 199 (1 set included as standard)	•	•	•	•
Wok ring / 93 005 (1 included as standard)		•	•	•

			
Dempo Top 56010 / black	Danau Top 56012 / black	Drum Top 56014 / black	Elbrus Top 56016 / black
Rotating button	Rotating button	Rotating button	Rotating button
•	•	•	•
•	•	•	•
Black	Black	Black	Black
•	•	•	•
•	•	•	•
4	4	4	5
Left	Left	Left	Front left
5000	5000	5000	3000
Central for	Center left	Center left	Back left
3000	3000	3000	2000
Center back	Center right	Center right	Central
2000	2000	2000	5000
Right	Right	Right	Front right
5000	5000	5000	3000
			Back right
			2000
853×503×89	1157×403×89	1157×503×89	853×503×89
Check technical file	Check technical file	Check technical file	Check technical file
25,5	25,5	25,5	29,5
14800	14800	14800	14600
230 V	230 V	230 V	230 V
50	50	50	50
•	•	•	•
•	•	•	•
•	•	•	•



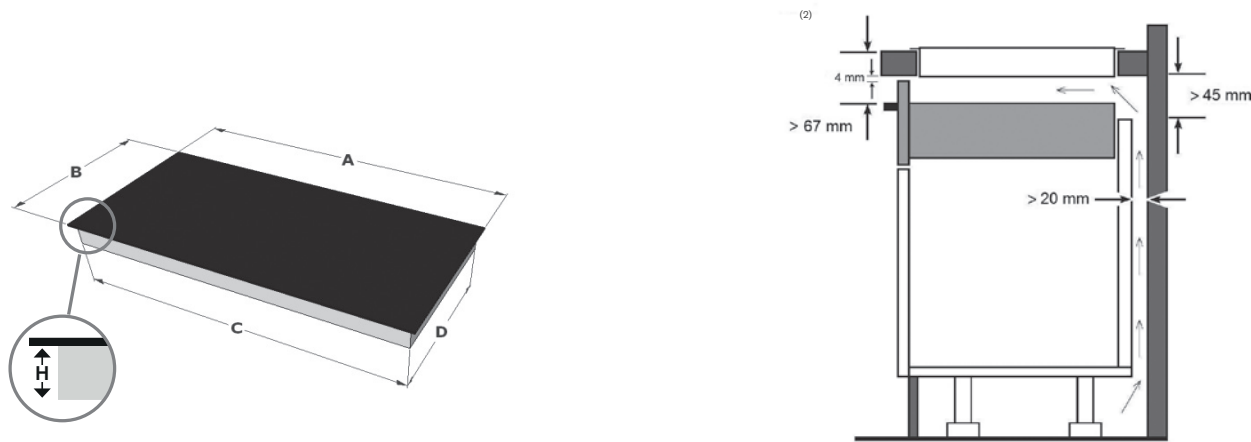




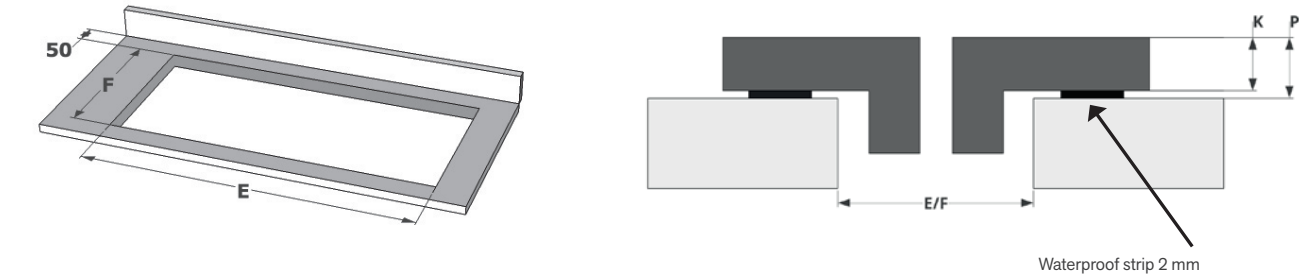


# Installation of a Novy hob

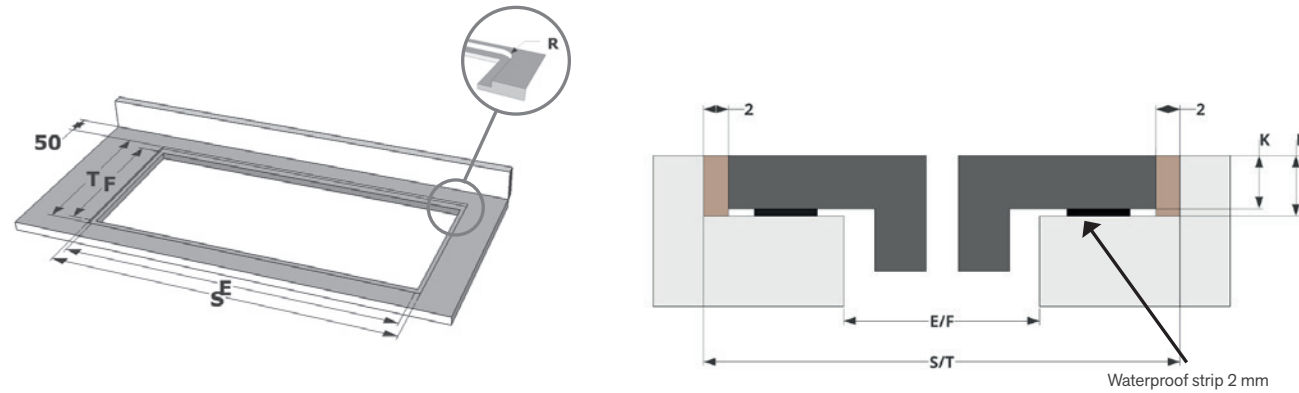
## Dimensions



## Surface installation



## Flush installation



	A	B	E	F	H	R <sup>(1)</sup>	S	T	K	P
<b>Induction Pro</b>										
1773	650	520	560	490	47	7	654	524	4	6
1775	800	520	750	490	47	7	804	524	4	6
1776	800	520	750	490	47	7	804	524	4	6
1777	910	410	890	390	47	7	914	414	4	6
1778	900	520	850	490	47	7	904	524	4	6
	A	B	E	F	H	R <sup>(1)</sup>	S	T	K	P
<b>Induction Power</b>										
1724	800	520	750	490	47	7	804	524	4	6
1726	800	520	750	490	47	7	804	524	4	6
1763	650	520	560	490	47	7	654	524	4	6
1767	1000	400	980	380	47	7	1004	404	4	6
1768	900	520	850	490	47	7	904	524	4	6
	A	B	E	F	H	R <sup>(1)</sup>	S	T	K	P
<b>Induction Comfort</b>										
1752	650	520	560	490	52	7	654	524	4	6
1753	650	520	560	490	52	7	654	524	4	6
1754	800	520	750	490	52	7	804	524	4	6
1755	800	520	750	490	52	7	804	524	4	6
1757	800	370	760	340	52	7	804	374	4	6
1758	900	520	850	490	52	7	904	524	4	6
	A	B	E	F	H	R <sup>(1)</sup>	S	T	K	P
<b>Induction Domino's</b>										
3711	290	520	270	475	235	-	-	-	-	-
3753	380	520	370	490	54	7	384	524	6	8
3754	580	520	560	490	54	7	584	524	6	8
3762	380	520	350	490	47	7	384	524	4	6
3773	380	520	370	490	121	7	384	524	4	6
3774	380	520	350	490	52	7	384	524	4	6
3784	380	520	350	490	52	7	384	524	4	6
	A	B	E	F	H	R <sup>(1)</sup>	S	T	K	P
<b>Gas Pro</b>										
Check technical file										
	A	B	E	F	H	R <sup>(1)</sup>	S	T	K	P
<b>Downdraft</b>										
1801	780	520	750	490	192	7	784	524	4	6
1811	780	520	750	490	180	7	784	524	4	6
1821, 1831, 1841	880	520	860	500	65	7	884	524	4	6
1851, 1861	800	520	750	490	225	7	804	524	4	6
40000	491	520	486	500	224	7	495	524	5	7
40002	872	520	852	500	224	7	876	524	5	7
40004	872	520	852	500	224	7	876	524	5	7
40006	872	520	862	500	224	7	876	524	6	8
40008	872	520	862	500	224	7	876	524	5	7
40000 + 40002-8	1364	520	1354	500	224	7	1368	524	6	8
40002-8 + 40002-8	1745	520	1735	500	224	7	1749	524	6	8
42110, 42120	1180	520	1160	490	65	7	1184	524	4	6

(1) This is the standard radius finish. Contact your worktop supplier if you would prefer a smaller radius.





# Info

**Premium Innovation Products**

p. 252

**Cooker hoods**

p. 254

**Hobs**

p. 255



# Premium Innovation Products

Novy's dedication to innovation has led to a new generation of products. Technologically sophisticated, they set the tone in relation to aesthetics, ease of use, simplicity and, of course, silence.



Novy Cloud















Due to their innovative and progressive features, these products are known as Novy Premium Innovation Products. This catalogue presents: Novy Panorama, One, Easy, Cloud, Pureline Pro (Compact), Pureline Compact, Fusion Pro, Phantom, Pureline Frame, Mood, Gas Pro and induction hobs 1775 and 1768. You can recognise these products from the **Premium Innovation logo**.

## Novy Premium Innovation Partners






To support these products, Novy has decided to collaborate with a **selection of partners**. They receive extensive training and can offer you the expertise and advice you need to make the right choices. This is how Novy and its Premium Innovation Partners guarantee maximum comfort for your dream kitchen.





# Cooker hood icons

	<b>Ecosmart</b> Extra quiet, super-efficient, longlasting and energy friendly products.		<b>Design filter</b> A filter with a modern and elegant design.
	<b>Cookeer hoods with a motor (direct extraction)</b> The most common model is a cooker hood with an exhaust to the outside.		<b>Perimeter extraction</b> Placing a base plate under the cooker hood concentrates the extraction around the edges. This small gap speeds up the extraction. The smaller the area, the faster the airflow. This acceleration enhances the efficiency of the extraction system.
	<b>Remote control</b> These models come with a remote control, the other cooker hoods can also be fitted with them, by ordering an extra kit.		<b>Cubic Motor</b> A square motor housing which can be installed remotely. The housing can be turned in any direction so that the exhaust direction can be chosen depending on the situation. This motor is designed for inside use.
	<b>InTouch</b> InTouch allows you to control your Novy cooker hood from your Novy induction hob.		<b>Click&amp;Fix</b> A simple construction using a click system whereby the cooker hood can be clicked into place, after which only 4 screws need to be tightened.
	<b>Installation height</b> The installation height is the distance between the hob and the cooker hood. This height is extremely important for the optimum operation of the cooker hood. The advised installation heights are shown for each model.		<b>Recirculation</b> Sometimes a cooker hood with an external exhaust isn't possible for technical reasons or isn't permitted. A recirculation cooker hood is one which returns the filtered cooking fumes back into the room. The grease in the fumes is filtered by the grease filter and the odours are absorbed by a filter with activated carbon (a monoblock filter). Damp air is not eliminated in the filter, but can be removed by the room's ventilation system. Most cooker hoods can be fitted with a recirculation accessory.
	<b>Novy Connect</b> Thanks to the Novy Connect App you can control your Novy device via your smartphone or tablet. With the Novy Connect App you can not only record your preferences, but also consult information and indication for the maintenance of your grease and/or carbon filter.		<b>Ambient lighting</b> In addition to the functional lighting that is provided on all cooker hoods (with the exception of Maxi Pureline and Pureline without lighting), extra ambient lighting is also provided on the following models: Mood, Cloud, Phantom, Pureline Pro (Compact). This lighting is dimmable and the colour temperature can be adjusted to the atmosphere you desire (with the exception of Phantom).

# Hob icons

	<b>Chef function</b> The cream of the crop is the Chef function, allowing you to link the Bridge zones automatically at the push of a button. The right-hand zone in setting 9 is for intensive cooking or baking. The centre zone in setting 6 is for simmering and the left-hand zone in setting 4 is to keep dishes warm.		<b>Cooking zone layout</b> Cooking zone layout, zones of different power and sizes.
<b>P</b>	<b>Power and Super Power</b> Each zone has its own Power function, which boosts power considerably. This function is ideal for f.e. boiling large quantities of water.		<b>Cooking zone layout</b> Cooking zone layout, where there are 2 octagonal zones on the left side for more flexibility and 2 powerfull round
<b>U</b>	<b>Keep warm function</b> The keep warm function makes it very easy to maintain a constant temperature of 70°C (or 94°C on specific models).		<b>Cooking zone layout</b> Cooking zone layout, with octagonal zones for maximum flexibility and cooking area.
<b>  </b>	<b>Stop &amp; Go</b> Stop & Go can make sure that the power supply can be temporarily switched off. If you touch this control within 10 minutes, all the previously set levels are reinstated.	<b>≡</b>	<b>Grill function</b> When using this function the Bridge function is automatically activated to create a larger cooking surface. This function allows you to grill in the most ideal conditions. See Induction Pro and Power.
<b>Π</b>	<b>Bridge</b> The bridge function allows you to link two adjoining zones so that you can control them in one movement. Very handy for large pots and pans. The linking goes automatically in the Pro and Power range.		<b>Safe</b> When the pan is removed only the contact heat of the pan remains. The residual heat cools down very quickly. If a zone is accidentally turned on but there is no pan on the zone, nothing happens. The hob is also equipped with additional safety features: - residual heat indicator - overheating safety - boil over safety - safety shut-off (when the device is left on for a long time) - child lock

	<b>Pot Move function</b> By engaging the Pot Move function in the Pro range, you can move pots and pans to another zone, while the settings are automatically maintained.		<b>Count-up timer</b> In the Pro range, each zone has a separate count-up timer which starts counting when a zone is switched on. It serves as an additional reminder whenever you choose not to set a timer yourself.
	<b>Black opaque glass</b> The glass lets no light pass through, which results in an even black cooking surface without being able to see inside the device.		<b>Wipe Guard</b> Lock your controls with Wipe Guard, so that the hob can be cleaned easily.
	<b>Timer and independent cooking timer</b> Each zone has a separate timer and the hob is also fitted with an independent cooking timer.		<b>Automatic boiling function</b> The contents of the pan are first brought to the boil for a set time and then the cooking process continues at a set lower level.
	<b>Touch Control</b> All induction hobs are simple and discreet to operate. Most of the hobs have a combination of Touch Control and slider control.		<b>Slider control</b> With the slider control you only need to slide your finger over the control to achieve the desired level. The level can also be directly selected.



